Figure S1: Total FeO (FeOt)/MgO vs SiO_2 plot (Miyashiro, 1974) showing that the majority of samples from the three plutons are classified as calc-alkaline. Symbols as described in Fig. 3.

Figure S2: Total alkali vs silica (TAS) plot (Cox et al., 1979). Symbols as described in Fig. 3.

Figure S3: Al/CNK (Al_2O_3/(CaO + Na_2O + K_2O)) vs Al/NK (Al_2O_3/(Na_2O + K_2O)) plot (Shand, 1943). Symbols as described in Fig. 3.

Figure S4: La/Yb_N vs SiO_2 (wt. %). Symbols as described in Fig. 3.

Figure S5: Gd/Yb_N vs SiO_2 (wt. %). Symbols as described in Fig. 3.

Figure S6: High-precision CA-ID-TIMS U-Pb zircon age (Ma) vs. zircon ε_{Hf} from samples from the Black Peak intrusive complex. Lighter symbols represent ε_{Hf} for a single spot on a zircon, darker symbols with a black border represent the average ε_{Hf} for each sample. Zircon geochronology from Shea et al. (2016). Typical uncertainty of sample ages is less than 100 ka.

Figure S7: Sr/Y vs Y diagram. Continuous black line delimits the field of adakite-like rocks from Defant and Drummond (1990).

References:

Cox K., Bell J.D., Pankhurst R.J., 1979, The interpretation of igneous rocks: London, Allen and Unwin, 450 p.

Defant, M.J., Drummon, M.S., 1990, Derivation of some modern arc magmas by melting of young subducted lithosphere: Nature, v. 347, p. 662-665.

Miyashiro, A., 1974, Volcanic rock series in island arcs and active continental margins: American Journal of Science, v. 274, p. 321–355.

Shand, S.J., 1943, Eruptive rocks: Their Genesis, Composition, Classification and their Relations to Ore-deposits: New York, Wiley, 444 p.

Shea, E.K., Miller, J.S., Miller, R.B., Bowring, S.A., Sullivan, K.M., 2016, Growth and maturation of a mid- to shallow-crustal intrusive complex, North Cascades, WA: Geosphere, v. 12, p. 1489-1516, doi: 10.1130/GES01290.1.

Shea, E.K., Miller, J.S., Miller, R.B., Chan, C.F., Kent, A.J.R., Hanchar, J.M., Dustin, K., and Elkins, S., 2018, Time scale for the development of thickened crust in the Cretaceous North Cascades magmatic arc, Washington, and relationship to Cretaceous flare-up magmatism: Lithosphere, https://doi.org/10.1130/L1001.1. GSA Data Repository Item 2018356

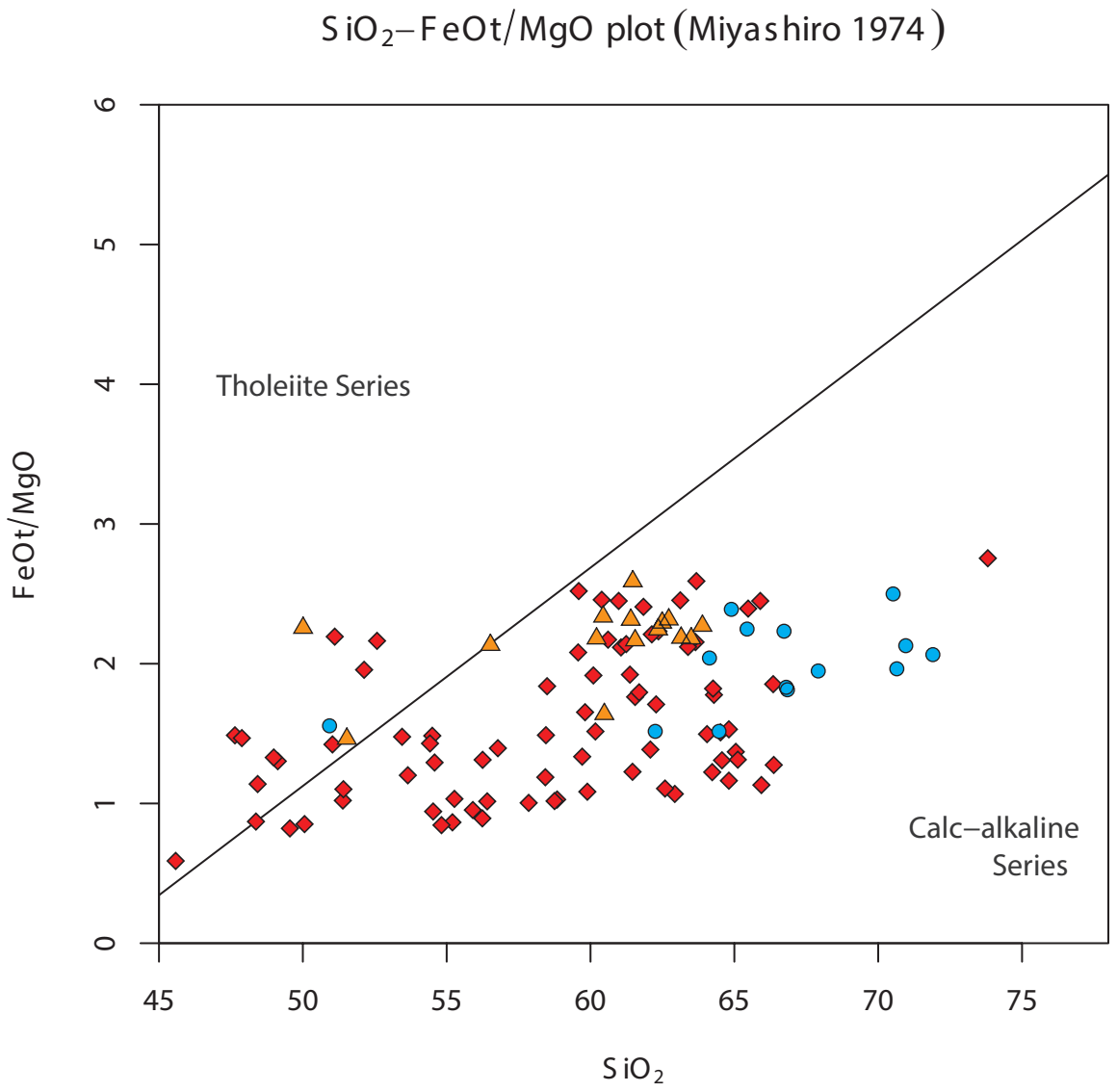

Shea, E.K., Miller, J.S., Miller, R.B., Chan, C.F., Kent, A.J.R., Hanchar, J.M., Dustin, K., and Elkins, S., 2018, Time scale for the development of thickened crust in the Cretaceous North Cascades magmatic arc, Washington, and relationship to Cretaceous flare-up magmatism: Lithosphere, https://doi.org/10.1130/L1001.1. GSA Data Repository Item 2018356

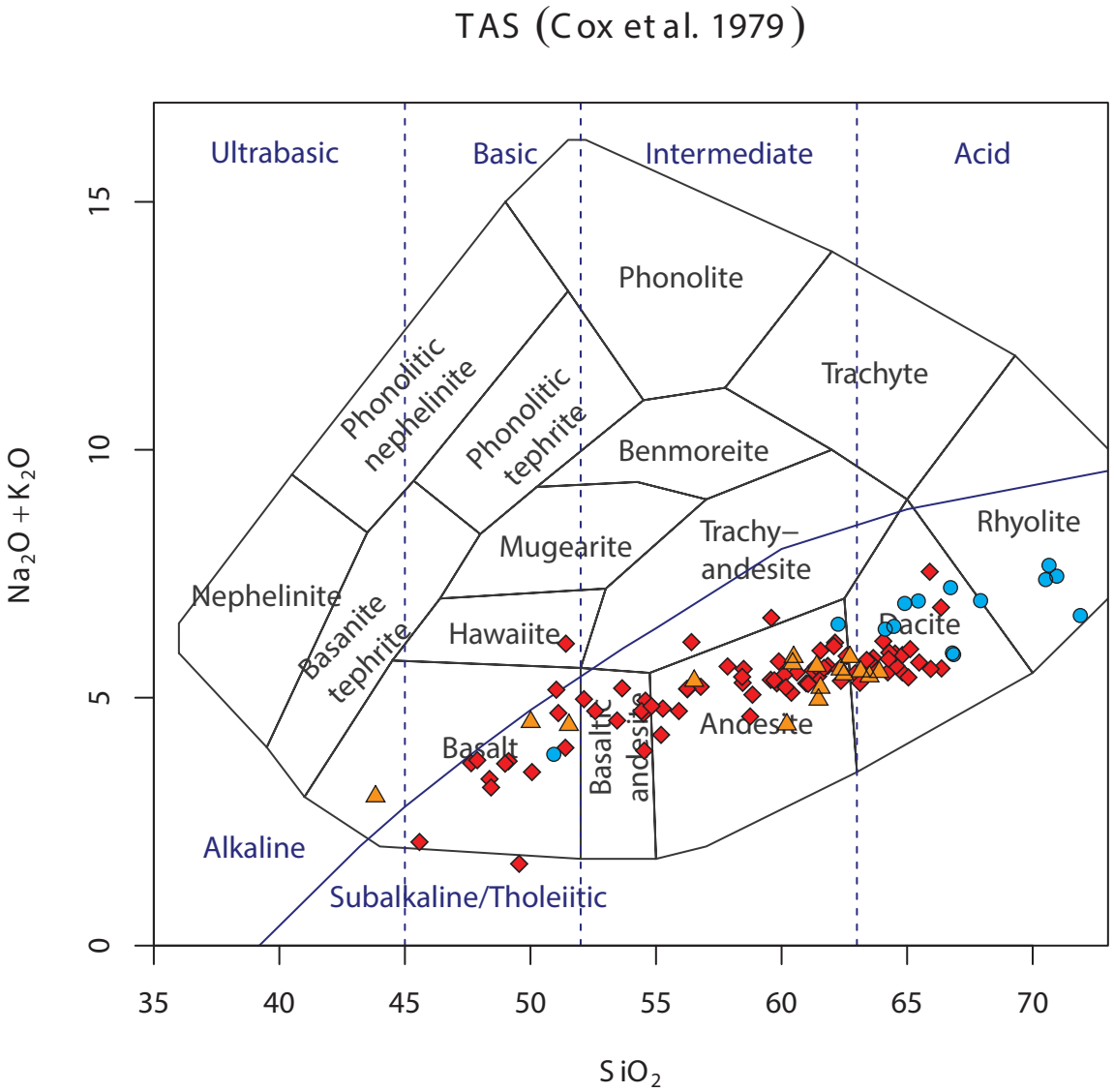

Shea, E.K., Miller, J.S., Miller, R.B., Chan, C.F., Kent, A.J.R., Hanchar, J.M., Dustin, K., and Elkins, S., 2018, Time scale for the development of thickened crust in the Cretaceous North Cascades magmatic arc, Washington, and relationship to Cretaceous flare-up magmatism: Lithosphere, https://doi.org/10.1130/L1001.1. GSA Data Repository Item 2018356

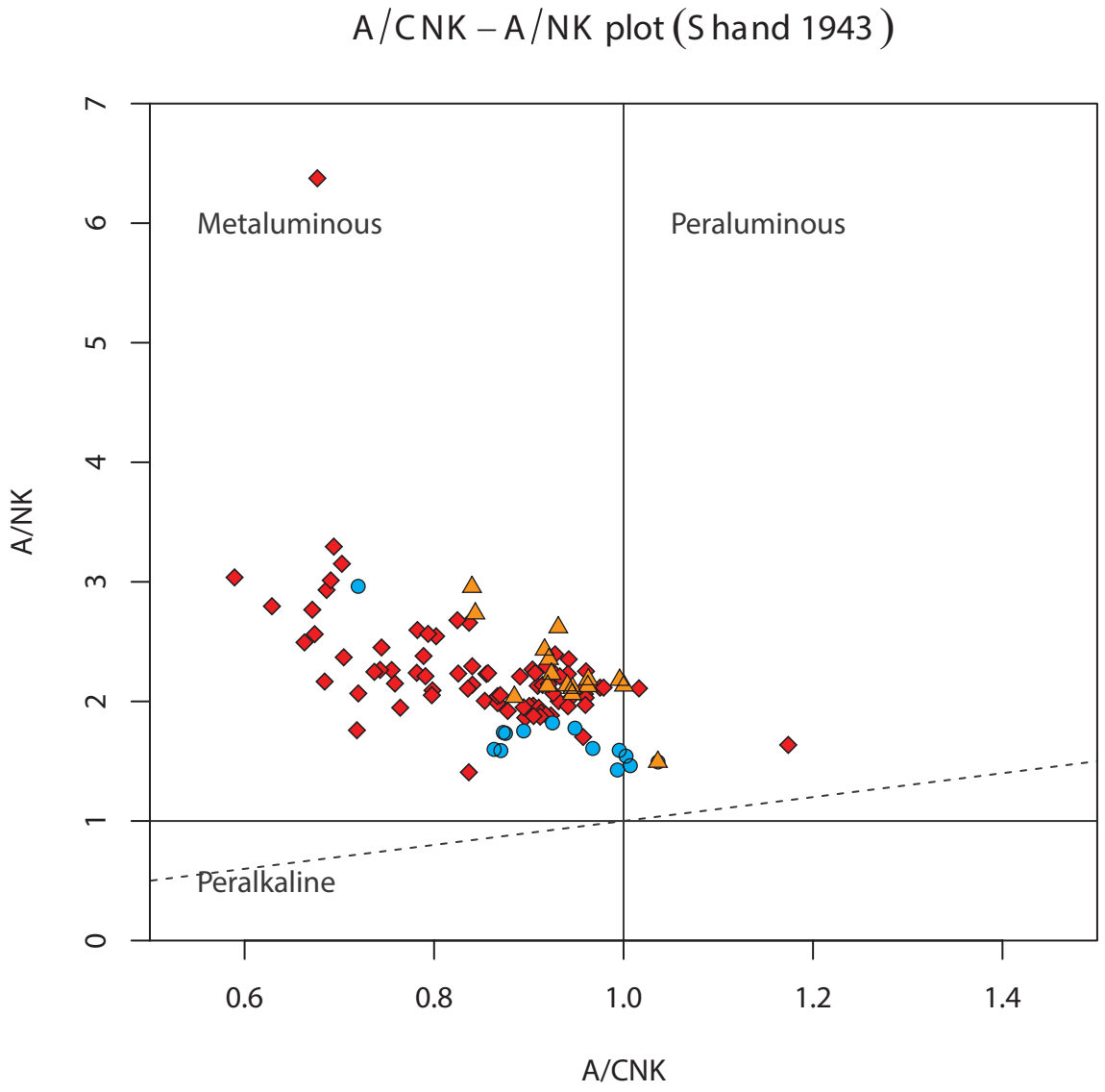

Shea, E.K., Miller, J.S., Miller, R.B., Chan, C.F., Kent, A.J.R., Hanchar, J.M., Dustin, K., and Elkins, S., 2018, Time scale for the development of thickened crust in the Cretaceous North Cascades magmatic arc, Washington, and relationship to Cretaceous flare-up magmatism: Lithosphere, https://doi.org/10.1130/L1001.1. GSA Data Repository Item 2018356

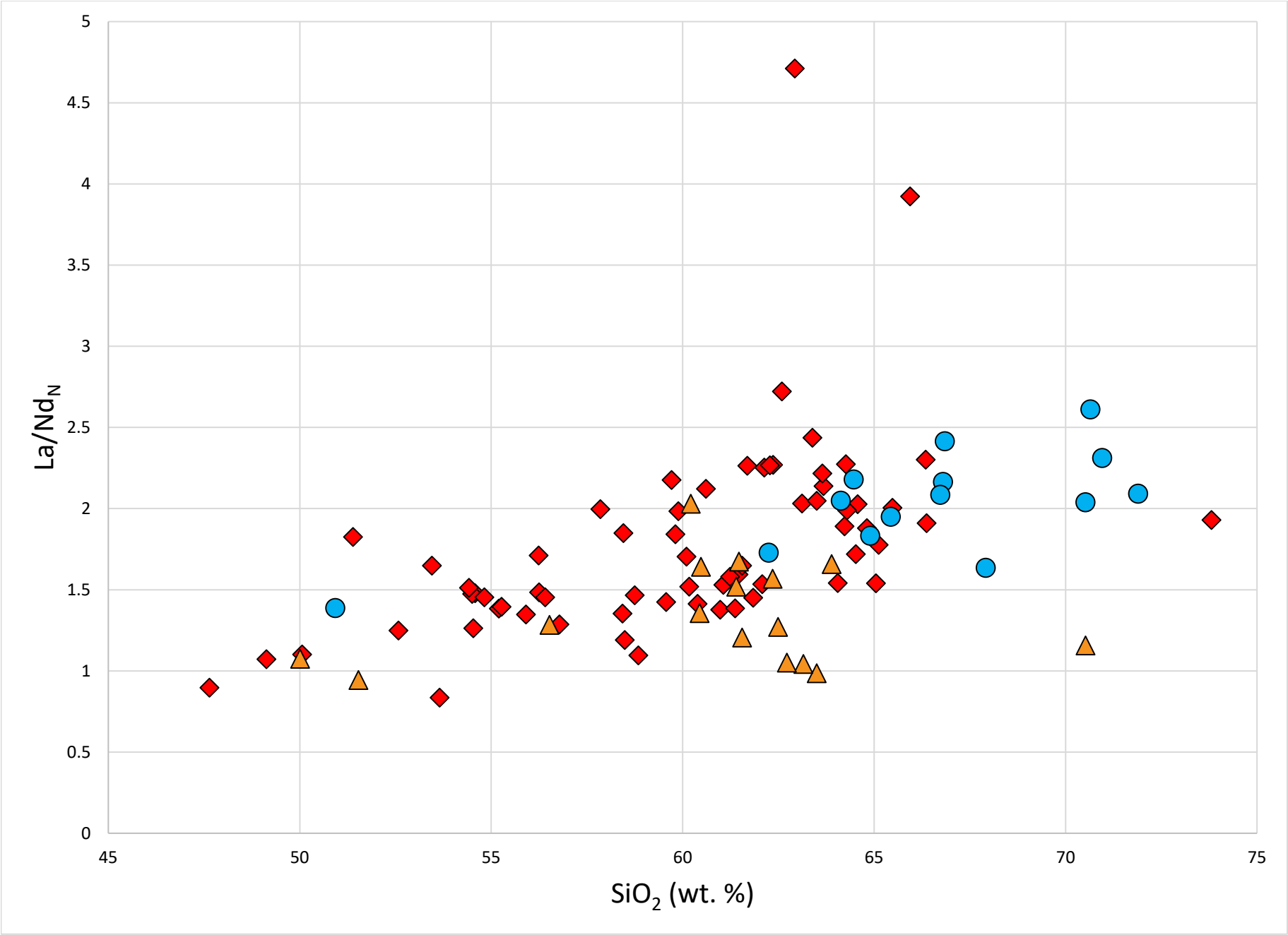

Shea, E.K., Miller, J.S., Miller, R.B., Chan, C.F., Kent, A.J.R., Hanchar, J.M., Dustin, K., and Elkins, S., 2018, Time scale for the development of thickened crust in the Cretaceous North Cascades magmatic arc, Washington, and relationship to Cretaceous flare-up magmatism: Lithosphere, https://doi.org/10.1130/L1001.1. GSA Data Repository Item 2018356

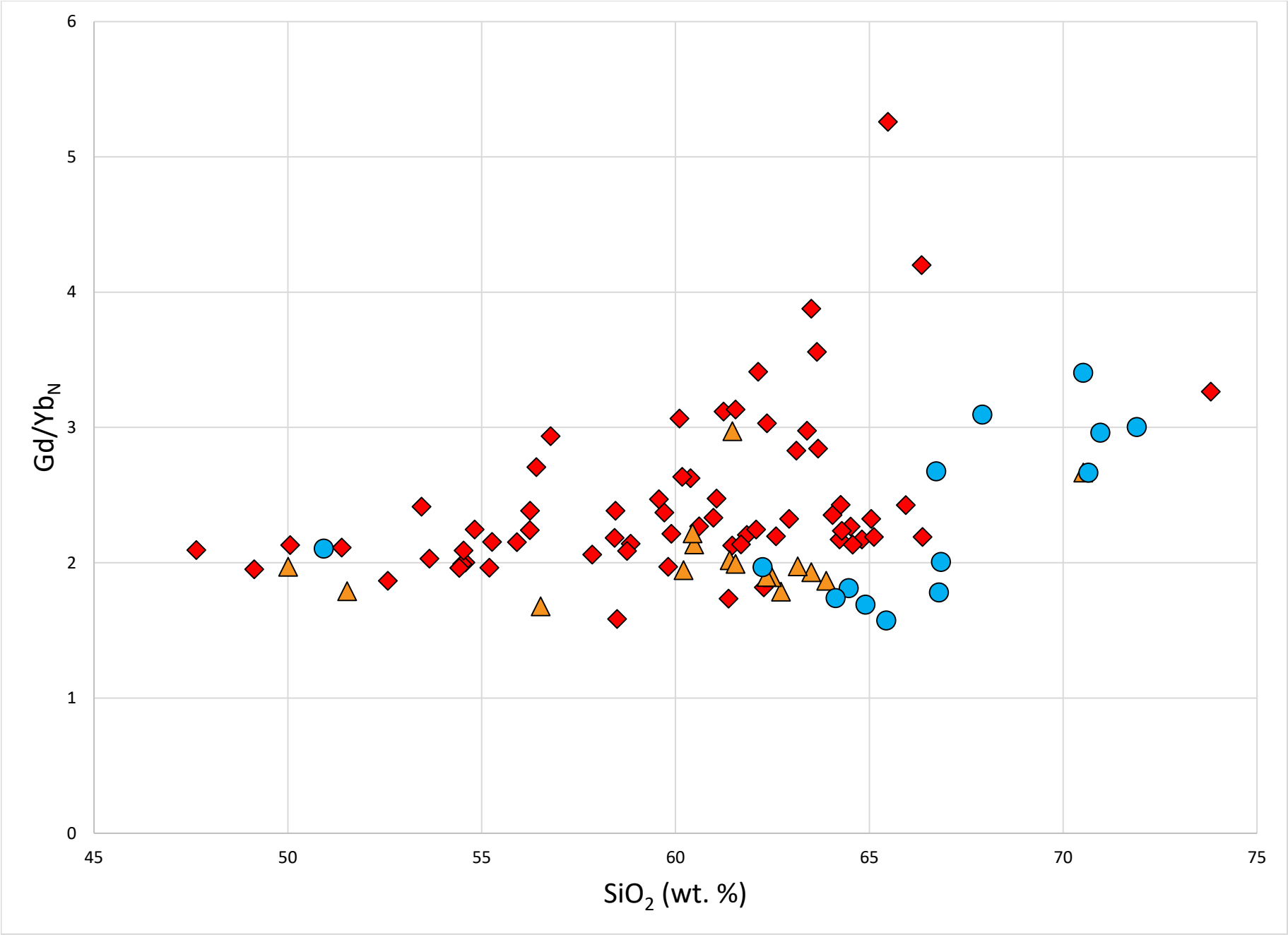

Shea, E.K., Miller, J.S., Miller, R.B., Chan, C.F., Kent, A.J.R., Hanchar, J.M., Dustin, K., and Elkins, S., 2018, Time scale for the development of thickened crust in the Cretaceous North Cascades magmatic arc, Washington, and relationship to Cretaceous flare-up magmatism: Lithosphere, https://doi.org/10.1130/L1001.1. GSA Data Repository Item 2018356

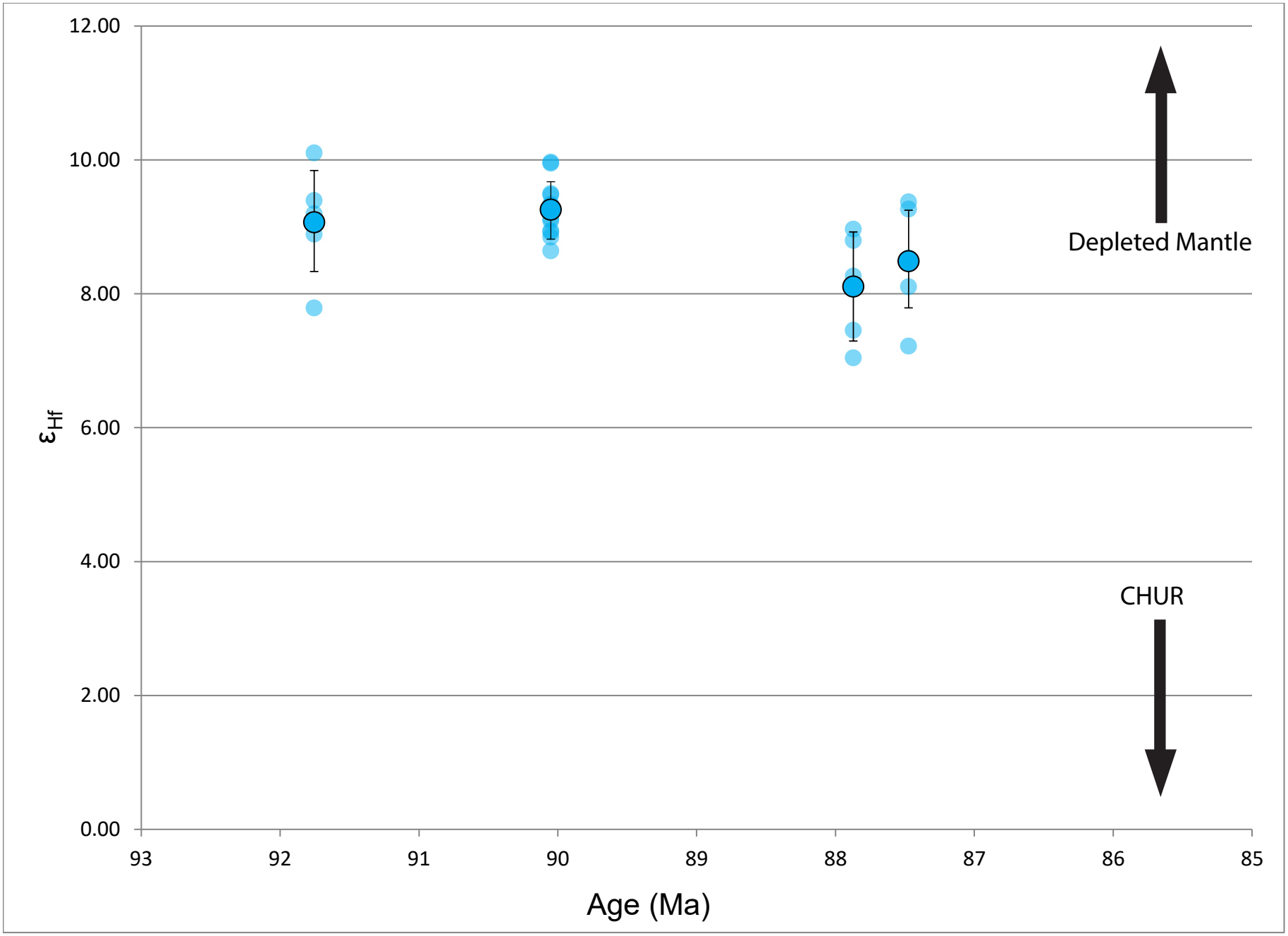
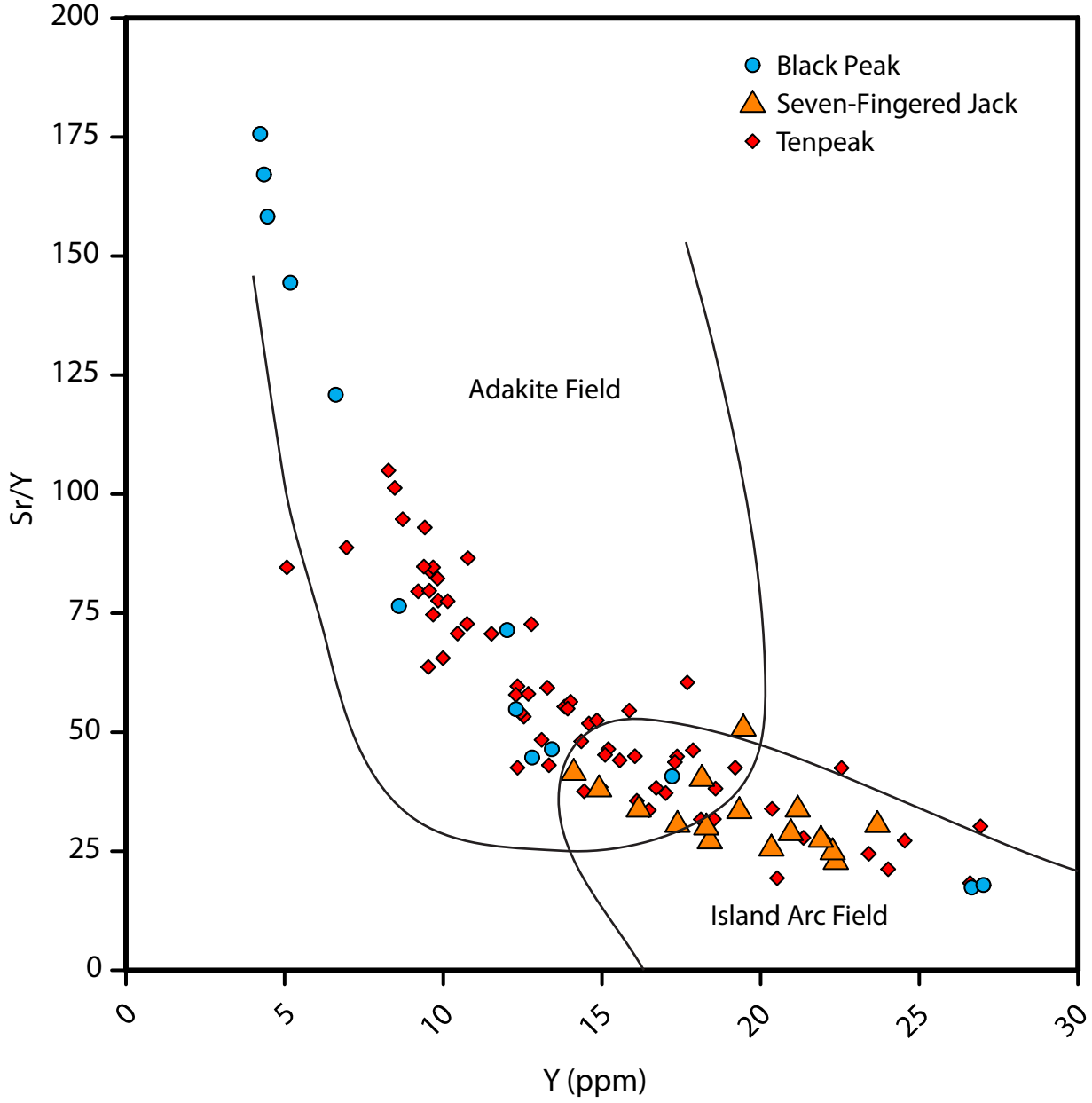
Shea, E.K., Miller, J.S., Miller, R.B., Chan, C.F., Kent, A.J.R., Hanchar, J.M., Dustin, K., and Elkins, S., 2018, Time scale for the development of thickened crust in the Cretaceous North Cascades magmatic arc, Washington, and relationship to Cretaceous flare-up magmatism: Lithosphere, https://doi.org/10.1130/L1001.1. GSA Data Repository Item 2018356