GSA Data Repository 2017177
White-Gaynor and Nyblade, 2017, Shear wave splitting across the Mid-Atlantic region of North America: A fossil anisotropy interpretation: Geology, doi:10.1130/G38794.1.

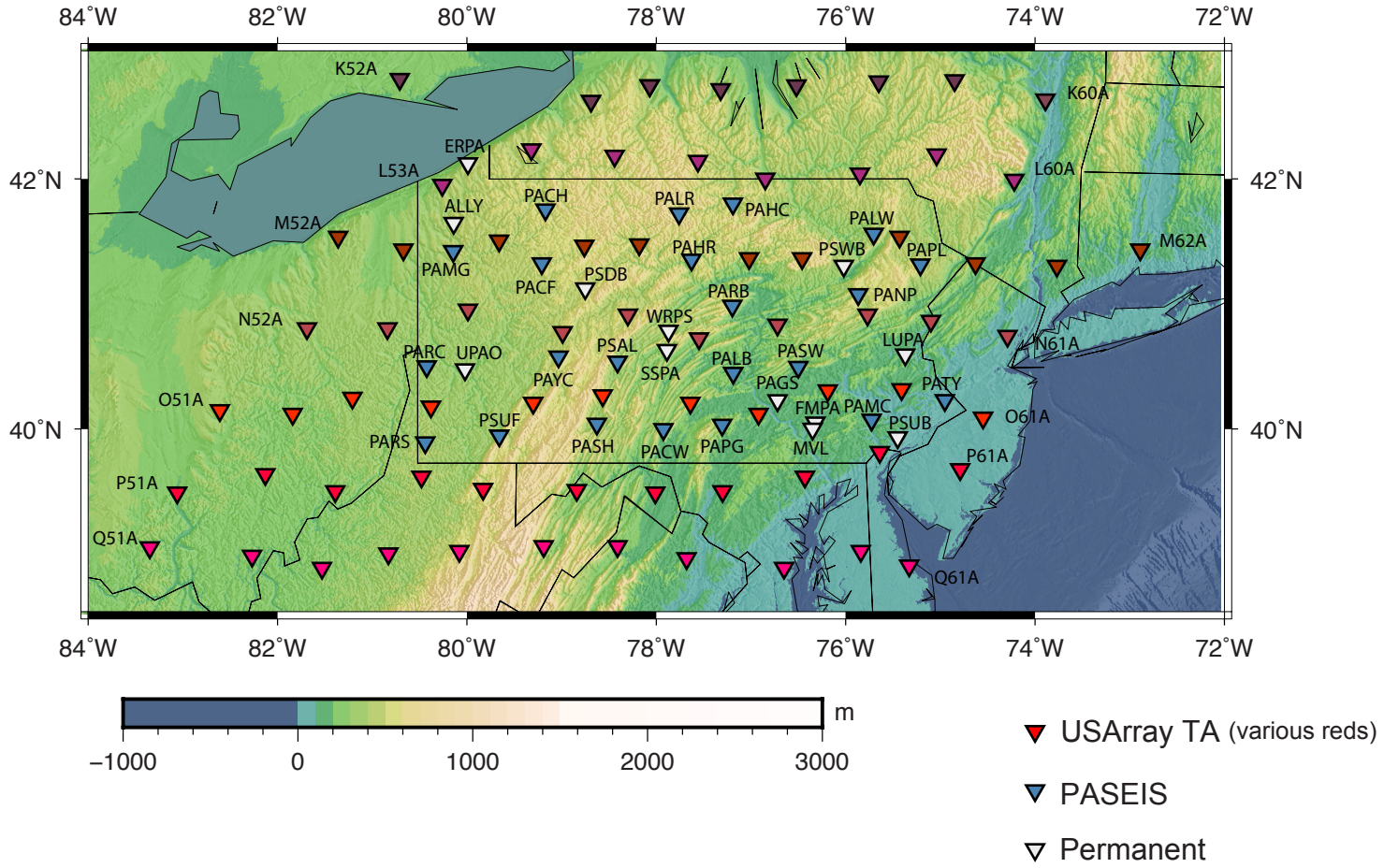

Figure DR1. Station map for this investigation

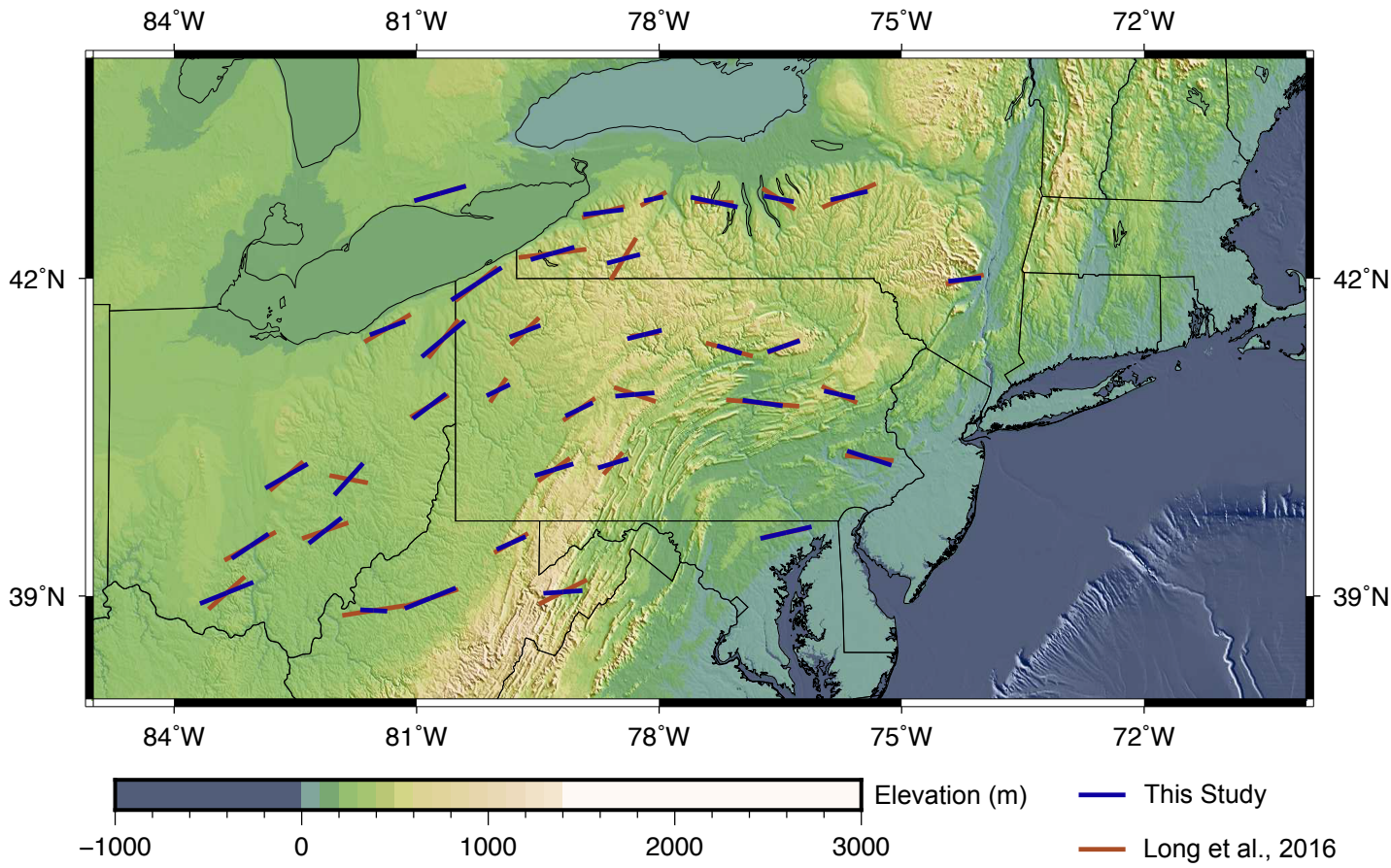

Figure DR2. Visual comparison of results from this investigation and Long et al. (2016)

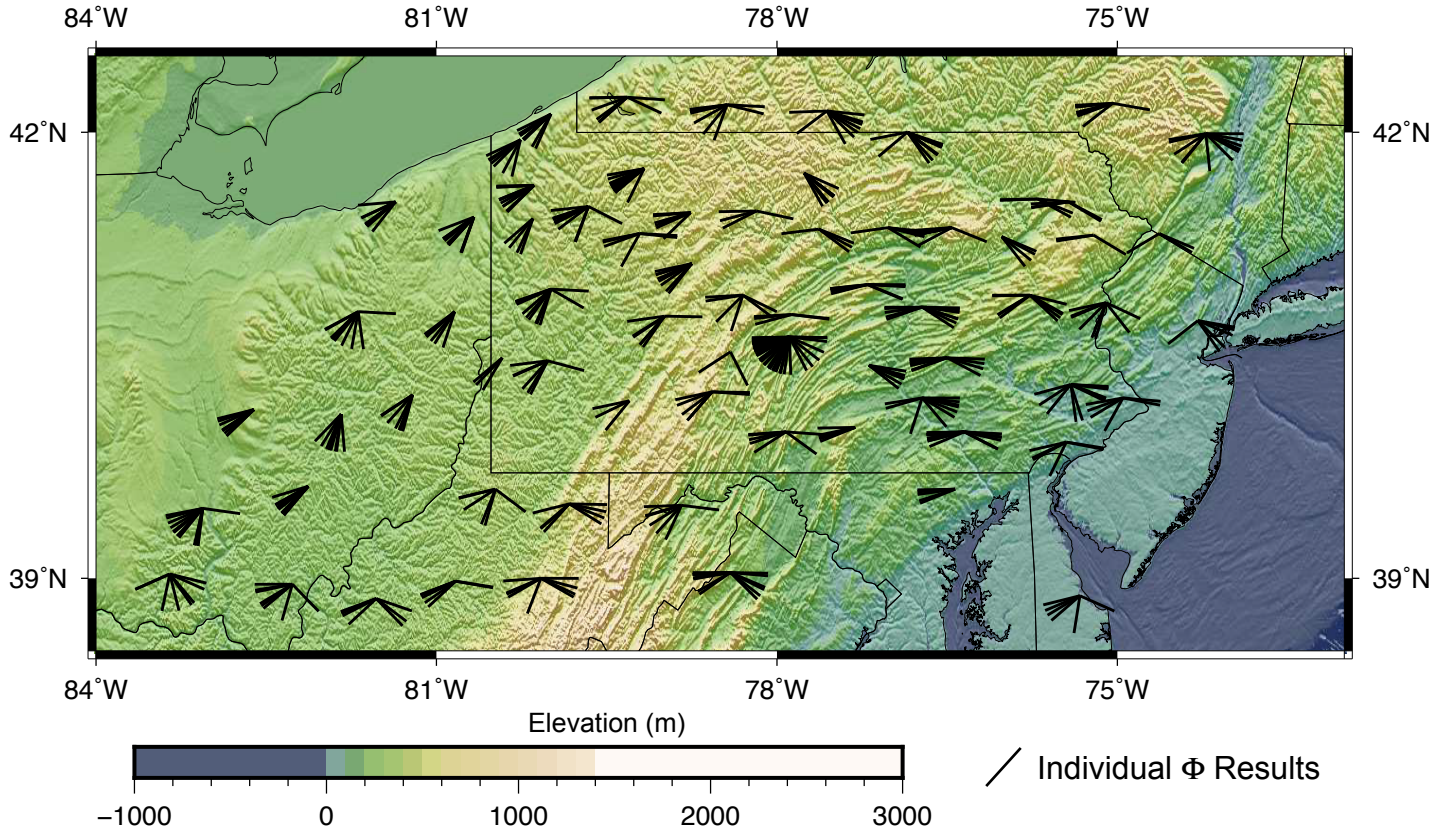

Figure DR3. Map showing all individual results from this study

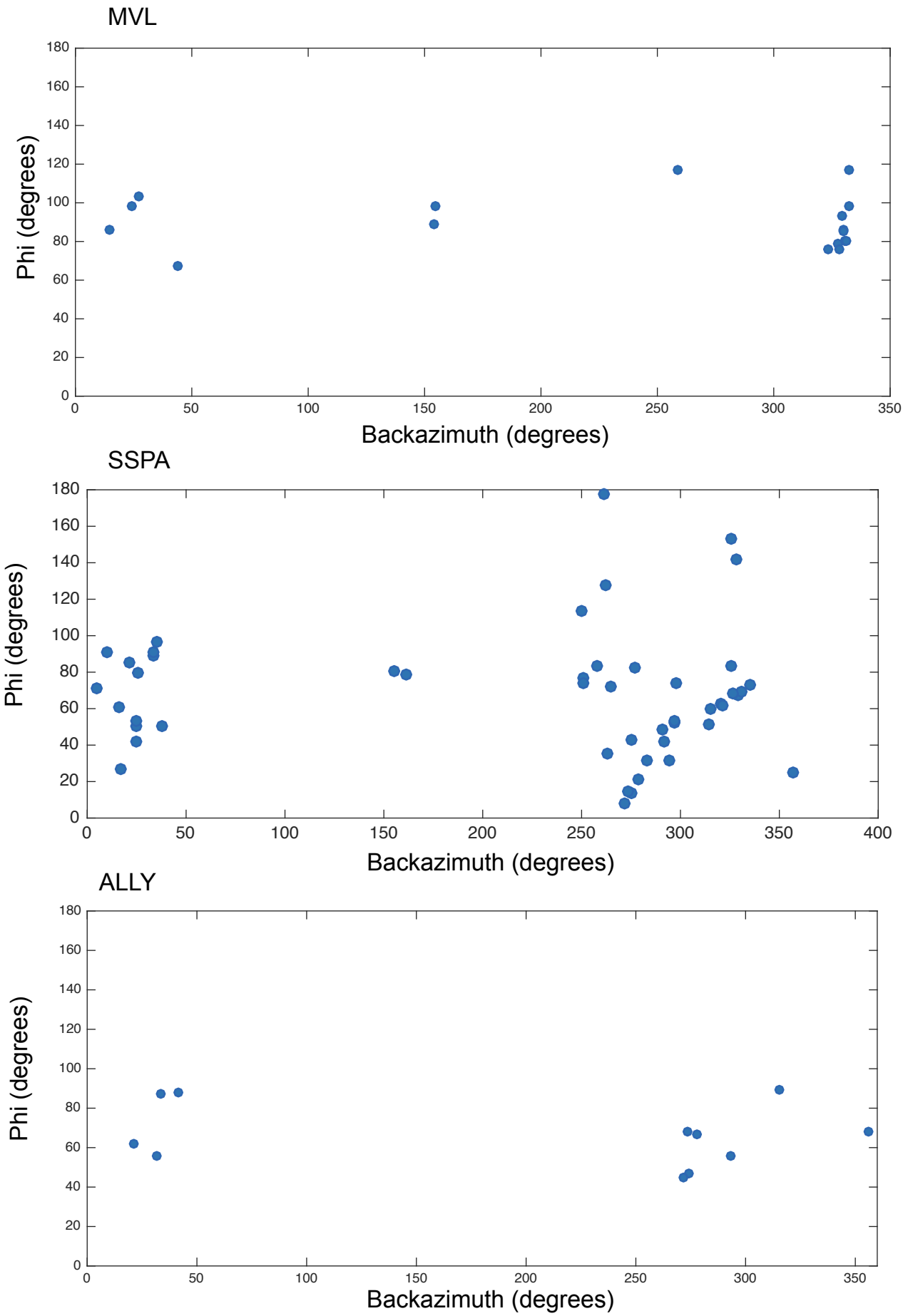

Figure DR4. ϕ versus backazimuth results for three permanent stations

Table DR1: Stacked shear-wave splitting results for stations used in this investigation.

Network	Station	Latitude	Longitude	Phi (degrees)	Phi Uncertainty (degrees)	Time Lag (seconds)	Time Lag Uncertainty (seconds)
TA	K52A	42.78	-80.71	74	1	1.100	0.038
TA	K54A	42.61	-78.69	83	2	0.825	0.038
TA	K55A	42.73	-78.07	78	3	0.400	0.038
TA	K56A	42.70	-77.32	-78	5	0.975	0.125
TA	K57A	42.73	-76.52	-79	4	0.625	0.050
TA	K58A	42.76	-75.65	77	2	0.775	0.063
TA	L53A	41.95	-80.26	57	1	1.225	0.088
TA	L54A	42.23	-79.32	74	2	0.925	0.075
TA	L55A	42.18	-78.44	75	5	0.700	0.088
TA	L56A	42.14	-77.56	-77	2	0.575	0.050
TA	L57A	42.00	-76.85	-73	2	0.975	0.100
TA	L59A	42.19	-75.04	85	3	0.650	0.063
TA	L60A	41.99	-74.22	84	4	0.675	0.050
TA	M52A	41.54	-81.36	69	2	0.775	0.050
TA	M53A	41.44	-80.67	50	2	1.150	0.050
TA	M54A	41.51	-79.66	69	1	0.675	0.025
TA	M55A	41.47	-78.76	73	2	0.775	0.038
TA	M56A	41.48	-78.18	76	3	0.725	0.075
TA	M57A	41.37	-77.02	-72	5	0.525	0.033
TA	M58A	41.37	-76.46	71	7	0.700	0.088
TA	M59A	41.54	-75.43	-88	3	0.850	0.063
TA	M60A	41.33	-74.63	85	6	0.975	0.175
TA	N52A	40.81	-81.69	52	2	1.000	0.038
TA	N53A	40.81	-80.84	53	3	0.850	0.163
TA	N54A	40.96	-79.99	64	2	0.525	0.025
TA	N55A	40.78	-78.99	64	2	0.625	0.038
TA	N56A	40.92	-78.30	85	3	0.800	0.075
TA	N58A	40.84	-76.72	-82	2	0.825	0.050
TA	N59A	40.92	-75.77	-77	3	0.650	0.050
TA	N60A	40.87	-75.10	75	3	0.925	0.113
TA	N61A	40.75	-74.29	-68	1	1.200	0.113
TA	O51A	40.15	-82.61	60	1	1.000	0.050
TA	O52A	40.12	-81.84	42	2	0.875	0.063
TA	O53A	40.25	-81.21	38	5	0.600	0.050

TA	O55A	40.21	-79.30	73	4	0.825	0.088
TA	O56A	40.27	-78.57	73	5	0.650	0.075
TA	O60A	40.32	-75.41	-72	2	0.950	0.050
TA	P51A	39.48	-83.06	56	2	0.900	0.050
TA	P52A	39.63	-82.13	52	2	0.850	0.065
TA	P54A	39.61	-80.48	74	3	0.600	0.063
TA	P55A	39.51	-79.83	66	3	0.650	0.063
TA	P56A	39.50	-78.84	71	1	1.125	0.010
TA	P59A	39.61	-76.43	77	3	1.075	0.075
TA	Q51A	39.03	-83.35	68	2	1.175	0.075
TA	Q52A	38.96	-82.27	63	2	0.950	0.088
TA	Q53A	38.86	-81.53	-87	6	0.550	0.038
TA	Q54A	38.98	-80.83	68	1	1.125	0.050
TA	Q55A	39.00	-80.08	65	2	0.850	0.075
TA	Q57A	39.04	-78.41	86	2	0.800	0.025
TA	Q61A	38.88	-75.33	58	4	0.750	0.075
XY	PARS	39.89	-80.44	Null	n/a	Null	n/a
XY	PARB	40.99	-77.20	86	5	0.720	0.070
XY	PACF	41.33	-79.21	74	2	0.700	0.040
XY	PARC	40.50	-80.42	50	1	1.640	0.240
XY	PACH	41.76	-79.17	64	1	1.040	0.050
XY	PALR	41.73	-77.76	-50	2	1.340	0.120
XY	PASW	40.50	-76.50	87	1	1.420	0.040
XY	PAHR	41.36	-77.63	-83	5	0.400	0.060
XY	PAPG	40.03	-77.31	73	2	1.060	0.090
XY	PACW	40.00	-77.92	76	2	0.800	0.050
XY	PAPL	41.32	-75.21	87	1	0.580	0.180
XY	PALW	41.56	-75.70	-72	4	0.680	0.060
XY	PALB	40.45	-77.19	-75	2	1.300	0.080
XY	PAMG	41.43	-80.15	43	9	1.200	0.260
XY	PSAL	40.54	-78.41	55	2	2.160	0.210
XY	PATY	40.23	-74.95	-85	2	0.780	0.090
US	ERPA	42.12	-79.99	62	1	1.150	0.038
LD	MVL	40.00	-76.35	89	2	0.800	0.030
LD	ALLY	41.65	-80.14	65	1	0.825	0.038
PE	PSDB	41.13	-78.75	74	2	0.680	0.040
PE	PAGS	40.23	-76.72	-81	2	1.340	0.100
PE	PSUB	39.93	-75.45	-89	3	0.740	0.040
PE	PSWB	41.31	-76.02	-60	5	1.220	0.130
PE	UPAO	40.48	-80.02	54	4	0.580	0.060
PE	WRPS	40.79	-77.87	85	3	0.740	0.050

IU	SSPA	40.64	-77.89	77	1	0.650	0.025

Table DR2: Individual shear-wave splitting results for each event-station pair used in this investigation. Only pairs with A or B quality results are shown.

#	Network	Station	Phi (°)	Phi Uncertainty (°)	Delay Time (s)	Delay Time Uncertainty (s)
1	TA	K52A	68	14	1.15	0.43
2	TA	K52A	81	7	1.08	0.13
3	TA	K52A	81	5	1.18	0.08
4	TA	K52A	54	5	1.85	0.28
5	TA	K52A	63	4	1.63	0.28
6	TA	K52A	83	7	0.98	0.10
7	TA	K52A	65	23	1.45	1.27
8	TA	K52A	79	6	1.77	0.45
9	TA	K52A	64	12	1.13	0.25
10	TA	K52A	55	10	1.05	0.17
11	TA	K52A	49	23	0.78	1.75
12	TA	K52A	50	17	1.02	0.38
1	TA	K54A	24	13	1.27	0.47
2	TA	K54A	-82	6	0.95	0.20
3	TA	K54A	71	3	1.83	0.13
4	TA	K54A	81	4	0.85	0.05
5	TA	K54A	41	23	0.63	2.30
6	TA	K54A	53	22	0.68	0.60
7	TA	K54A	-68	6	1.85	0.25
1	TA	K55A	60	22	1.10	1.00
2	TA	K55A	43	2	1.65	0.35
3	TA	K55A	61	23	0.80	0.70
4	TA	K55A	80	23	0.95	0.68
5	TA	K55A	-63	19	1.25	0.65
6	TA	K55A	81	23	0.80	2.40
7	TA	K55A	81	6	1.10	0.47
8	TA	K55A	35	23	0.53	1.25
9	TA	K55A	77	23	0.82	0.75
10	TA	K55A	58	23	1.38	2.08
11	TA	K55A	-2	23	1.27	2.65
1	TA	K56A	-80	22	1.00	0.57
2	TA	K56A	-75	22	0.45	2.23

3	TA	K56A	-68	15	1.20	0.38
4	TA	K56A	-89	23	1.30	1.38
5	TA	K56A	-31	11	1.45	0.45
1	TA	K57A	-35	23	0.65	1.10
2	TA	K57A	70	11	0.78	0.17
3	TA	K57A	85	20	0.80	0.40
4	TA	K57A	34	7	1.48	0.28
5	TA	K57A	-67	9	0.98	0.17
6	TA	K57A	-47	3	1.58	0.33
7	TA	K57A	-59	22	0.80	0.47
8	TA	K57A	-51	6	1.10	0.20
1	TA	K58A	83	14	0.73	0.25
2	TA	K58A	74	23	1.43	1.30
3	TA	K58A	-77	23	0.73	2.38
4	TA	K58A	74	18	1.38	0.57
5	TA	K58A	50	18	0.98	0.40
6	TA	K58A	-89	13	1.85	0.60
7	TA	K58A	72	9	1.00	0.35
8	TA	K58A	69	20	0.73	0.38
1	TA	L53A	56	4	1.43	0.35
2	TA	L53A	51	8	1.38	0.23
3	TA	L53A	65	11	1.30	0.30
4	TA	L53A	13	14	0.88	0.30
5	TA	L53A	45	4	1.65	0.30
6	TA	L53A	28	10	1.43	0.40
7	TA	L53A	58	6	1.08	0.13
1	TA	L54A	-65	4	1.55	0.25
2	TA	L54A	89	13	0.75	0.20
3	TA	L54A	70	2	2.28	0.50
4	TA	L54A	49	22	0.65	0.35
5	TA	L54A	89	5	1.02	0.13
6	TA	L54A	54	16	0.57	0.25
7	TA	L54A	-86	11	1.75	0.73
8	TA	L54A	48	15	0.70	0.28
1	TA	L55A	-76	18	0.93	0.40
2	TA	L55A	-87	14	0.90	0.25

3	TA	L55A	77	9	1.25	0.38
4	TA	L55A	83	12	0.78	0.17
5	TA	L55A	39	6	1.35	0.20
6	TA	L55A	61	20	0.57	0.57
7	TA	L55A	20	2	1.85	0.15
8	TA	L55A	80	7	0.98	0.15
1	TA	L56A	53	6	1.15	0.30
2	TA	L56A	-69	10	1.00	0.35
3	TA	L56A	88	17	1.48	0.57
4	TA	L56A	-84	19	0.88	0.45
5	TA	L56A	-73	9	0.98	0.17
6	TA	L56A	-55	23	0.80	1.30
7	TA	L56A	-29	5	1.40	0.30
8	TA	L56A	-62	23	0.43	0.80
9	TA	L56A	-46	21	0.38	0.35
1	TA	L57A	-66	23	2.03	3.00
2	TA	L57A	-68	23	0.50	1.15
3	TA	L57A	-71	13	1.13	0.28
4	TA	L57A	-54	9	1.18	0.23
5	TA	L57A	50	21	1.00	0.53
6	TA	L57A	-35	19	0.90	0.30
7	TA	L57A	79	5	1.73	0.33
8	TA	L57A	-53	22	1.25	0.75
9	TA	L57A	-42	17	0.63	0.28
10	TA	L57A	-53	23	1.15	1.13
1	TA	L59A	-80	22	0.80	0.47
2	TA	L59A	76	23	4.00	4.00
3	TA	L59A	87	23	1.00	0.93
4	TA	L59A	52	23	0.73	0.95
5	TA	L59A	70	16	1.10	0.47
6	TA	L59A	84	13	1.10	0.40
7	TA	L59A	73	23	0.68	1.15
1	TA	L60A	57	13	0.85	0.30
2	TA	L60A	77	17	0.75	0.30
3	TA	L60A	40	22	1.18	0.70
4	TA	L60A	-80	23	0.95	2.48
5	TA	L60A	39	12	0.85	0.20

6	TA	L60A	-61	6	1.63	0.28
7	TA	L60A	-6	18	0.88	0.38
8	TA	L60A	-45	17	0.95	0.38
9	TA	L60A	-65	6	0.98	0.13
10	TA	L60A	-90	12	0.73	0.17
11	TA	L60A	81	4	2.33	0.40
12	TA	L60A	-71	18	0.80	0.47
1	TA	M52A	54	19	1.18	0.53
2	TA	M52A	65	8	1.43	0.60
3	TA	M52A	65	12	1.45	0.53
4	TA	M52A	53	12	1.05	0.33
5	TA	M52A	85	6	1.77	0.33
6	TA	M52A	49	21	0.82	0.50
7	TA	M52A	52	22	0.47	0.60
8	TA	M52A	38	15	0.50	0.17
1	TA	M53A	42	6	1.68	0.28
2	TA	M53A	69	11	1.45	0.40
3	TA	M53A	42	4	1.30	0.13
4	TA	M53A	55	5	1.68	0.33
5	TA	M53A	20	13	0.82	0.28
6	TA	M53A	55	23	1.23	1.68
7	TA	M53A	20	2	1.95	0.15
8	TA	M53A	19	8	1.15	0.23
9	TA	M53A	51	8	1.35	0.33
10	TA	M53A	42	4	1.18	0.10
11	TA	M53A	45	8	1.23	0.23
1	TA	M54A	70	3	0.75	0.03
2	TA	M54A	84	8	1.20	0.28
3	TA	M54A	21	17	0.70	0.28
4	TA	M54A	72	13	0.60	0.17
5	TA	M54A	-63	7	1.00	0.30
6	TA	M54A	53	18	0.98	0.40
7	TA	M54A	66	7	0.98	0.20
8	TA	M54A	71	9	0.82	0.13
9	TA	M54A	20	15	1.30	0.50
10	TA	M54A	63	12	0.63	0.15
1	TA	M55A	87	21	0.40	0.28

2	TA	M55A	85	7	0.95	0.13
3	TA	M55A	74	23	1.40	1.20
4	TA	M55A	46	15	0.68	0.23
5	TA	M55A	66	5	0.78	0.08
6	TA	M55A	70	15	0.70	0.25
1	TA	M56A	63	10	0.80	0.15
2	TA	M56A	89	19	0.57	0.35
3	TA	M56A	75	23	0.75	0.65
4	TA	M56A	-78	10	1.15	0.25
1	TA	M57A	82	19	0.90	0.53
2	TA	M57A	-81	23	1.10	1.98
3	TA	M57A	-84	16	0.57	0.23
4	TA	M57A	-76	23	0.43	0.65
5	TA	M57A	-59	5	1.63	0.43
1	TA	M58A	79	13	1.58	0.60
2	TA	M58A	86	23	1.15	1.43
3	TA	M58A	62	12	1.08	0.25
4	TA	M58A	-68	13	1.38	0.40
5	TA	M58A	79	23	0.95	1.13
6	TA	M58A	79	12	1.25	0.40
7	TA	M58A	84	23	1.20	1.55
8	TA	M58A	78	23	0.55	0.82
1	TA	M59A	-62	10	0.80	0.15
2	TA	M59A	87	9	0.82	0.35
3	TA	M59A	-59	22	0.98	0.53
4	TA	M59A	82	13	0.95	0.30
5	TA	M59A	81	17	1.13	0.45
1	TA	M60A	-60	8	1.10	0.20
2	TA	M60A	-67	22	0.60	2.30
3	TA	M60A	59	16	0.75	0.30
1	TA	N52A	44	17	0.73	0.30
2	TA	N52A	46	4	1.30	0.20
3	TA	N52A	39	23	0.88	2.42
4	TA	N52A	-8	13	1.45	0.55
5	TA	N52A	43	9	1.02	0.23

6	TA	N52A	61	6	1.05	0.10
7	TA	N52A	62	10	1.02	0.25
8	TA	N52A	10	23	1.75	2.88
9	TA	N52A	-87	23	1.35	1.40
10	TA	N52A	26	11	0.80	0.17
1	TA	N53A	53	4	1.15	0.23
2	TA	N53A	48	2	2.83	3.33
3	TA	N53A	18	2	2.38	0.38
4	TA	N53A	32	3	1.90	0.47
5	TA	N53A	39	14	1.18	0.43
6	TA	N53A	50	23	0.88	1.25
1	TA	N54A	17	15	1.15	0.47
2	TA	N54A	71	13	0.57	0.15
3	TA	N54A	36	4	1.75	0.33
4	TA	N54A	49	17	0.65	0.25
5	TA	N54A	41	8	0.88	0.13
6	TA	N54A	-87	4	1.73	0.25
7	TA	N54A	24	4	1.18	0.25
8	TA	N54A	66	19	0.53	0.30
9	TA	N54A	-60	23	0.30	0.60
10	TA	N54A	70	9	0.98	0.15
11	TA	N54A	22	6	0.85	0.20
1	TA	N55A	-89	21	0.57	0.35
2	TA	N55A	56	14	0.73	0.25
3	TA	N55A	58	13	0.50	0.13
4	TA	N55A	41	15	0.78	0.25
5	TA	N55A	82	9	0.85	0.13
6	TA	N55A	41	15	0.82	0.28
7	TA	N55A	35	16	1.05	0.43
1	TA	N56A	81	4	0.95	0.15
2	TA	N56A	45	10	1.10	0.20
3	TA	N56A	87	16	1.23	0.50
4	TA	N56A	18	22	1.10	0.55
5	TA	N56A	-53	7	1.55	0.38
6	TA	N56A	-64	23	1.15	1.27
1	TA	N58A	-86	5	1.38	0.17

2	TA	N58A	-72	5	1.25	0.25
3	TA	N58A	-57	17	0.70	0.33
4	TA	N58A	-82	8	1.25	0.25
5	TA	N58A	71	23	0.82	1.45
6	TA	N58A	75	8	1.33	0.30
7	TA	N58A	88	8	1.63	0.33
8	TA	N58A	90	14	0.93	0.28
9	TA	N58A	82	11	1.25	0.30
10	TA	N58A	-72	14	0.75	0.25
11	TA	N58A	-89	8	0.78	0.08
12	TA	N58A	-65	16	1.02	0.45
1	TA	N59A	90	13	1.08	0.30
2	TA	N59A	-61	23	0.93	1.18
3	TA	N59A	89	23	0.70	1.20
4	TA	N59A	-47	5	1.52	0.38
5	TA	N59A	53	21	0.98	0.45
6	TA	N59A	-76	17	0.80	0.33
7	TA	N59A	-59	20	0.57	0.63
8	TA	N59A	59	23	0.70	0.70
9	TA	N59A	58	16	1.05	0.38
10	TA	N59A	-53	18	1.08	0.45
1	TA	N60A	-38	23	0.73	0.78
2	TA	N60A	16	14	1.05	0.33
3	TA	N60A	22	22	0.93	0.53
4	TA	N60A	69	2	1.60	0.15
5	TA	N60A	67	6	1.18	0.33
6	TA	N60A	78	20	0.95	0.50
7	TA	N60A	45	17	1.15	0.57
8	TA	N60A	-65	11	0.85	0.17
1	TA	N61A	-67	4	1.25	0.30
2	TA	N61A	-35	23	0.73	0.98
3	TA	N61A	-45	21	1.27	0.57
4	TA	N61A	52	6	1.30	0.23
5	TA	N61A	-80	11	1.20	0.25
6	TA	N61A	-76	14	1.18	0.33
1	TA	O51A	76	14	1.05	0.30
2	TA	O51A	57	8	1.33	0.43

3	TA	O51A	51	7	1.30	0.25
4	TA	O51A	46	8	0.93	0.20
5	TA	O51A	56	8	0.95	0.13
6	TA	O51A	56	19	0.93	0.40
7	TA	O51A	46	19	0.88	0.43
8	TA	O51A	57	20	0.90	0.43
9	TA	O51A	66	18	1.00	0.43
10	TA	O51A	72	13	0.88	0.25
1	TA	O52A	7	21	1.00	0.55
2	TA	O52A	44	3	1.50	0.15
3	TA	O52A	16	5	1.63	0.20
4	TA	O52A	9	23	1.43	2.70
5	TA	O52A	-5	9	0.88	0.23
6	TA	O52A	32	10	1.18	0.30
7	TA	O52A	23	3	1.55	0.15
8	TA	O52A	18	8	1.05	0.15
9	TA	O52A	19	18	0.70	0.35
1	TA	O53A	21	23	0.82	0.93
2	TA	O53A	42	9	1.35	0.33
3	TA	O53A	15	23	0.55	0.95
4	TA	O53A	56	23	0.85	1.55
5	TA	O53A	57	23	0.82	0.75
6	TA	O53A	19	8	1.18	0.28
7	TA	O53A	27	11	1.73	2.85
1	TA	O55A	39	19	0.80	0.40
2	TA	O55A	78	18	1.10	0.47
3	TA	O55A	64	3	1.68	0.28
1	TA	O56A	78	13	2.08	0.82
2	TA	O56A	-86	12	0.73	0.20
3	TA	O56A	-89	23	1.18	1.27
4	TA	O56A	69	23	0.75	0.85
5	TA	O56A	53	23	0.82	0.90
6	TA	O56A	41	19	0.93	0.40
7	TA	O56A	41	23	0.82	0.98
1	TA	O60A	-64	4	1.30	0.17
2	TA	O60A	-18	23	0.98	2.48

3	TA	O60A	-67	19	1.10	0.43
4	TA	O60A	-68	16	0.73	0.25
5	TA	O60A	39	12	1.43	2.70
6	TA	O60A	57	21	0.93	0.47
7	TA	O60A	-83	23	1.18	1.27
8	TA	O60A	75	14	1.23	0.43
9	TA	O60A	-87	23	1.25	0.98
10	TA	O60A	-8	23	1.15	2.58
11	TA	O60A	-69	10	0.88	0.20
12	TA	O60A	-85	19	1.05	0.50
1	TA	P51A	43	13	0.82	0.25
2	TA	P51A	39	19	0.85	0.38
3	TA	P51A	-82	17	0.88	0.35
4	TA	P51A	79	23	1.45	2.75
5	TA	P51A	9	23	1.23	1.27
6	TA	P51A	75	7	1.25	0.20
7	TA	P51A	7	17	1.50	0.65
8	TA	P51A	50	11	1.15	0.38
9	TA	P51A	51	23	0.68	1.50
10	TA	P51A	67	17	0.95	0.40
11	TA	P51A	59	10	1.05	0.23
12	TA	P51A	13	11	1.10	0.25
13	TA	P51A	52	8	1.08	0.13
14	TA	P51A	12	10	1.50	0.45
1	TA	P52A	44	13	0.70	0.23
2	TA	P52A	60	8	1.52	0.38
3	TA	P52A	55	18	1.18	0.47
4	TA	P52A	73	14	1.00	0.38
5	TA	P52A	40	4	1.95	0.35
6	TA	P52A	45	6	1.50	0.40
7	TA	P52A	61	23	1.02	0.90
8	TA	P52A	56	16	0.80	0.35
9	TA	P52A	40	20	1.10	0.57
10	TA	P52A	45	16	1.35	0.45
11	TA	P52A	52	17	0.85	0.30
1	TA	P54A	57	18	1.20	0.50
2	TA	P54A	-53	16	0.63	0.28
3	TA	P54A	22	8	1.25	0.33

4	TA	P54A	16	13	1.43	0.47
5	TA	P54A	77	23	0.60	0.57
6	TA	P54A	76	19	0.50	0.50
1	TA	P55A	-78	22	0.60	0.40
2	TA	P55A	-68	23	0.50	1.02
3	TA	P55A	76	15	0.60	0.20
4	TA	P55A	42	11	0.93	0.23
5	TA	P55A	-58	15	0.75	0.25
6	TA	P55A	50	21	1.23	0.57
7	TA	P55A	-89	23	1.27	1.00
8	TA	P55A	49	23	0.88	1.13
1	TA	P56A	58	9	1.13	0.20
2	TA	P56A	73	3	1.33	0.23
3	TA	P56A	74	23	1.38	2.70
4	TA	P56A	42	9	1.33	0.23
5	TA	P56A	88	11	1.52	2.75
6	TA	P56A	-83	23	1.13	1.25
7	TA	P56A	25	23	0.82	1.83
1	TA	P59A	72	6	1.50	0.28
2	TA	P59A	89	15	1.02	0.38
3	TA	P59A	68	9	0.93	0.15
4	TA	P59A	82	16	0.80	0.33
5	TA	P59A	86	9	0.82	0.15
1	TA	Q51A	66	4	1.15	0.10
2	TA	Q51A	12	23	1.10	1.50
3	TA	Q51A	-40	23	1.27	2.65
4	TA	Q51A	-76	11	0.98	0.20
5	TA	Q51A	-66	20	0.73	0.38
6	TA	Q51A	-35	21	1.58	0.78
7	TA	Q51A	-14	23	1.85	2.95
8	TA	Q51A	66	18	1.40	0.60
1	TA	Q52A	59	10	1.27	0.43
2	TA	Q52A	90	23	0.75	1.15
3	TA	Q52A	50	6	1.45	0.30
4	TA	Q52A	55	16	0.73	0.33
5	TA	Q52A	81	19	1.93	2.98

6	TA	Q52A	-44	19	1.18	0.60
7	TA	Q52A	78	12	1.40	0.38
8	TA	Q52A	16	23	1.18	0.95
1	TA	Q53A	-71	19	0.70	0.35
2	TA	Q53A	69	22	1.08	0.55
3	TA	Q53A	63	4	1.35	0.25
4	TA	Q53A	67	7	1.05	0.17
5	TA	Q53A	-53	22	0.45	0.63
6	TA	Q53A	47	14	0.88	0.30
7	TA	Q53A	70	13	0.57	0.17
8	TA	Q53A	-44	10	1.30	0.33
1	TA	Q54A	-80	16	1.00	0.38
2	TA	Q54A	-81	12	1.05	0.28
3	TA	Q54A	69	4	1.20	0.30
4	TA	Q54A	68	8	1.20	0.28
5	TA	Q54A	55	5	1.40	0.15
6	TA	Q54A	69	9	1.18	0.20
7	TA	Q54A	64	13	0.98	0.25
8	TA	Q54A	47	5	1.35	0.13
1	TA	Q55A	-60	2	2.08	0.35
2	TA	Q55A	-75	17	1.10	0.47
3	TA	Q55A	-65	15	0.70	0.25
4	TA	Q55A	67	8	1.35	0.45
5	TA	Q55A	-90	18	0.70	0.45
6	TA	Q55A	65	16	1.35	0.63
7	TA	Q55A	21	6	1.52	0.35
8	TA	Q55A	86	13	1.45	0.63
9	TA	Q55A	60	12	0.85	0.20
1	TA	Q57A	-67	23	0.98	1.50
2	TA	Q57A	87	10	1.02	0.25
3	TA	Q57A	-52	4	1.23	0.15
4	TA	Q57A	-45	22	0.85	0.53
5	TA	Q57A	80	17	1.15	0.55
6	TA	Q57A	-85	19	0.98	0.45
7	TA	Q57A	55	12	1.13	0.28
8	TA	Q57A	-63	15	1.02	0.30
9	TA	Q57A	60	18	0.75	0.35

10	TA	Q57A	-89	13	0.78	0.23
11	TA	Q57A	88	7	0.78	0.08
12	TA	Q57A	87	13	0.70	0.20
13	TA	Q57A	82	11	0.70	0.15
14	TA	Q57A	87	6	0.78	0.08
15	TA	Q57A	90	9	0.82	0.15
1	TA	Q61A	9	11	1.33	0.38
2	TA	Q61A	-66	11	1.43	0.60
3	TA	Q61A	67	12	1.40	0.38
4	TA	Q61A	76	8	1.05	0.15
5	TA	Q61A	59	9	0.85	0.20
6	TA	Q61A	49	23	1.05	1.73
1	PASEIS	PACF	77	6	0.84	0.10
2	PASEIS	PACF	-84	14	0.88	0.26
3	PASEIS	PACF	70	23	0.66	0.80
4	PASEIS	PACF	79	10	1.02	0.20
5	PASEIS	PACF	29	23	0.38	0.64
6	PASEIS	PACF	-87	12	0.88	0.22
1	PASEIS	PACH	67	20	1.12	0.56
2	PASEIS	PACH	80	22	0.92	0.58
3	PASEIS	PACH	26	10	1.64	0.50
4	PASEIS	PACH	74	23	1.66	1.22
5	PASEIS	PACH	62	6	1.08	0.16
6	PASEIS	PACH	56	21	1.04	0.52
7	PASEIS	PACH	53	5	1.56	0.16
8	PASEIS	PACH	59	15	0.76	0.26
9	PASEIS	PACH	65	19	0.92	0.72
10	PASEIS	PACH	50	8	1.82	0.58
1	PASEIS	PACW	86	12	0.92	0.22
2	PASEIS	PACW	-86	17	0.86	0.34
3	PASEIS	PACW	-54	17	1.00	0.46
4	PASEIS	PACW	57	18	0.66	0.50
5	PASEIS	PACW	85	23	0.82	1.00
6	PASEIS	PACW	72	10	0.78	0.18
7	PASEIS	PACW	78	10	0.82	0.18
1	PASEIS	PAHR	-61	3	1.56	0.48

2	PASEIS	PAHR	-53	15	1.52	0.80
3	PASEIS	PAHR	83	17	1.14	0.50
4	PASEIS	PAHR	-68	23	1.06	0.74
1	PASEIS	PALB	-74	13	1.30	0.40
2	PASEIS	PALB	-60	19	0.90	0.52
3	PASEIS	PALB	-81	4	1.86	0.24
4	PASEIS	PALB	-69	7	1.38	0.22
5	PASEIS	PALB	-52	14	1.32	0.44
6	PASEIS	PALB	-70	8	1.62	0.40
7	PASEIS	PALB	-69	4	1.66	0.24
1	PASEIS	PALR	-51	7	1.34	0.36
2	PASEIS	PALR	-66	7	1.28	0.30
3	PASEIS	PALR	-37	17	1.56	2.78
4	PASEIS	PALR	-51	19	0.92	0.48
5	PASEIS	PALR	-53	22	0.94	0.54
6	PASEIS	PALR	-29	23	0.74	1.14
7	PASEIS	PALR	-40	3	1.86	0.26
8	PASEIS	PALR	-53	4	1.68	0.30
1	PASEIS	PALW	-68	23	0.94	1.06
2	PASEIS	PALW	-61	8	0.98	0.20
3	PASEIS	PALW	89	23	1.00	1.62
4	PASEIS	PALW	-85	23	0.98	1.32
5	PASEIS	PALW	88	23	0.90	0.92
1	PASEIS	PAMG	49	3	1.76	0.14
2	PASEIS	PAMG	19	7	1.38	0.34
3	PASEIS	PAMG	25	18	2.24	0.88
4	PASEIS	PAMG	39	9	1.64	0.50
1	PASEIS	PAPG	89	9	0.88	0.12
2	PASEIS	PAPG	72	23	0.76	1.16
3	PASEIS	PAPG	68	5	1.44	0.28
4	PASEIS	PAPG	74	12	0.98	0.30
5	PASEIS	PAPG	78	10	0.94	0.20
1	PASEIS	PAPL	84	23	1.26	1.54
2	PASEIS	PAPL	81	23	0.46	1.78
3	PASEIS	PAPL	-59	23	0.68	1.00

1	PASEIS	PARB	-67	10	1.50	0.54
2	PASEIS	PARB	84	7	1.54	0.44
3	PASEIS	PARB	-90	23	0.64	1.08
4	PASEIS	PARB	-68	8	1.42	0.44
5	PASEIS	PARB	76	10	1.30	0.34
6	PASEIS	PARB	80	23	0.86	0.88
7	PASEIS	PARB	-87	23	1.46	1.18
8	PASEIS	PARB	-88	20	0.80	0.56
9	PASEIS	PARB	84	19	1.04	0.54
1	PASEIS	PARC	50	3	1.78	0.36
2	PASEIS	PARC	31	6	1.90	2.96
3	PASEIS	PARC	44	23	0.78	0.92
1	PASEIS	PASW	88	23	1.58	1.02
2	PASEIS	PASW	81	2	1.54	0.08
3	PASEIS	PASW	70	15	0.84	0.24
4	PASEIS	PASW	-73	13	1.62	2.80
5	PASEIS	PASW	78	7	1.92	0.72
6	PASEIS	PASW	-62	15	1.58	0.50
7	PASEIS	PASW	-88	22	0.98	0.82
8	PASEIS	PASW	85	23	1.56	1.46
9	PASEIS	PASW	71	5	1.38	0.16
10	PASEIS	PASW	-81	19	1.08	0.48
1	PASEIS	PATY	59	23	2.14	3.08
2	PASEIS	PATY	-85	23	1.88	1.44
3	PASEIS	PATY	80	23	1.04	1.32
4	PASEIS	PATY	29	23	1.74	1.40
5	PASEIS	PATY	-79	18	0.64	0.26
6	PASEIS	PATY	70	22	0.72	0.48
1	PASEIS	PSAL	57	4	1.78	0.50
2	PASEIS	PSAL	-27	14	1.28	2.64
1	LD	ALLY	56	10	0.93	0.23
2	LD	ALLY	56	14	1.15	0.33
3	LD	ALLY	67	9	1.20	0.25
4	LD	ALLY	62	13	0.93	0.20
5	LD	ALLY	68	5	1.20	0.20

6	LD	ALLY	88	7	0.85	0.10
7	LD	ALLY	87	16	0.73	0.25
8	LD	ALLY	89	17	0.47	0.30
9	LD	ALLY	68	10	1.05	0.33
10	LD	ALLY	47	7	0.98	0.13
11	LD	ALLY	45	13	0.78	0.17
1	US	ERPA	30	17	1.02	0.43
2	US	ERPA	24	10	1.08	0.25
3	US	ERPA	48	19	0.75	0.33
4	US	ERPA	55	5	1.02	0.08
5	US	ERPA	58	4	1.33	0.15
6	US	ERPA	64	11	1.15	0.38
7	US	ERPA	46	16	1.18	0.43
8	US	ERPA	55	9	1.18	0.17
9	US	ERPA	48	13	1.02	0.28
1	PE	PAGS	-40	9	1.72	0.44
2	PE	PAGS	-79	4	2.10	0.50
3	PE	PAGS	-68	23	0.98	1.58
4	PE	PAGS	74	4	2.22	0.38
5	PE	PAGS	18	2	2.38	0.42
6	PE	PAGS	-59	2	2.34	0.32
7	PE	PAGS	-90	10	1.38	0.26
8	PE	PAGS	-76	3	1.68	0.18
9	PE	PAGS	-84	21	1.16	0.74
10	PE	PAGS	81	18	1.32	0.60
1	PE	PSDB	43	7	1.50	0.40
2	PE	PSDB	73	19	0.42	0.30
3	PE	PSDB	38	11	1.20	0.36
4	PE	PSDB	78	17	0.76	0.34
5	PE	PSDB	62	14	1.08	0.40
6	PE	PSDB	66	8	0.68	0.12
7	PE	PSDB	55	8	1.12	0.16
8	PE	PSDB	73	15	0.74	0.26
1	PE	PSUB	62	23	0.74	1.26
2	PE	PSUB	-81	23	1.32	1.06
3	PE	PSUB	26	23	0.86	0.88
4	PE	PSUB	65	21	0.76	0.50

5	PE	PSUB	-79	4	0.88	0.12
6	PE	PSUB	77	23	0.64	0.82
1	PE	PSWB	-51	8	1.48	0.34
2	PE	PSWB	-62	9	1.70	0.34
3	PE	PSWB	-38	13	1.16	0.36
4	PE	PSWB	-67	9	1.34	0.26
1	IU	SSPA	51	1	3.05	0.50
2	IU	SSPA	77	2	3.30	0.80
3	IU	SSPA	50	16	1.50	0.75
4	IU	SSPA	21	5	2.00	0.60
5	IU	SSPA	80	23	0.60	1.15
6	IU	SSPA	67	10	2.15	3.10
7	IU	SSPA	83	3	2.45	3.25
8	IU	SSPA	50	23	1.10	1.50
9	IU	SSPA	79	3	3.30	3.65
10	IU	SSPA	-27	3	3.85	3.35
11	IU	SSPA	60	4	1.90	0.40
12	IU	SSPA	63	2	2.35	0.30
13	IU	SSPA	8	1	3.20	0.60
14	IU	SSPA	42	8	1.85	0.55
15	IU	SSPA	74	23	4.00	4.00
16	IU	SSPA	69	2	3.00	3.55
17	IU	SSPA	-2	3	3.65	1.10
18	IU	SSPA	53	23	1.05	2.25
19	IU	SSPA	-66	10	1.50	0.35
20	IU	SSPA	14	23	2.35	3.20
21	IU	SSPA	27	5	2.60	0.75
22	IU	SSPA	15	23	1.30	1.10
23	IU	SSPA	52	20	0.90	0.45
24	IU	SSPA	43	18	0.80	0.35
25	IU	SSPA	62	23	1.85	1.25
26	IU	SSPA	25	23	1.55	2.75
27	IU	SSPA	-52	22	0.65	0.90
28	IU	SSPA	85	16	1.05	0.40
29	IU	SSPA	-38	23	1.65	1.60
30	IU	SSPA	81	11	1.50	0.60
31	IU	SSPA	71	18	1.15	0.50
32	IU	SSPA	73	9	1.65	0.65
33	IU	SSPA	-89	23	1.80	1.35

34	IU	SSPA	82	23	0.75	2.30
35	IU	SSPA	72	23	0.60	2.30
36	IU	SSPA	35	20	0.90	0.55
37	IU	SSPA	74	12	1.25	0.35
38	IU	SSPA	68	6	1.35	0.40
39	IU	SSPA	53	21	1.20	0.60
40	IU	SSPA	42	23	0.90	1.25
41	IU	SSPA	83	23	1.35	1.40
42	IU	SSPA	89	6	0.75	0.10
43	IU	SSPA	32	16	1.05	0.40
44	IU	SSPA	32	10	2.05	1.00
45	IU	SSPA	-83	20	0.70	0.30
46	IU	SSPA	-89	12	0.85	0.25
47	IU	SSPA	49	13	0.90	0.35
48	IU	SSPA	61	15	0.75	0.25
1	PE	UPAO	66	9	0.58	0.10
2	PE	UPAO	32	2	1.38	0.20
3	PE	UPAO	-75	16	0.60	0.26
4	PE	UPAO	67	15	0.76	0.26
5	PE	UPAO	27	23	0.72	0.80
6	PE	UPAO	42	4	1.06	0.18
7	PE	UPAO	83	15	1.20	0.42
1	PE	WRPS	87	9	0.84	0.16
2	PE	WRPS	75	16	0.56	0.22
3	PE	WRPS	-83	17	0.66	0.32
4	PE	WRPS	-84	12	1.06	0.28
5	PE	WRPS	84	23	1.06	1.20
1	LD	MVL	80	16	1.34	0.58
2	LD	MVL	80	13	1.30	0.52
3	LD	MVL	86	18	1.06	0.50
4	LD	MVL	-82	9	1.24	0.36
5	LD	MVL	86	4	1.62	0.24
6	LD	MVL	-82	10	1.24	0.26
7	LD	MVL	-63	12	1.30	0.30
8	LD	MVL	85	12	1.20	0.40
9	LD	MVL	-63	12	1.02	0.26
10	LD	MVL	-82	16	0.80	0.32
11	LD	MVL	79	12	1.06	0.36

12	LD	MVL	-87	11	1.18	0.30
13	LD	MVL	-77	4	1.78	0.34
14	LD	MVL	89	13	1.24	0.40
15	LD	MVL	76	14	1.66	0.68
16	LD	MVL	76	4	2.12	0.28
17	LD	MVL	67	19	0.92	0.44

Table DR3: Earthquake information for event-station pairs with A or B quality results.

#	Network	Station	Year	Julday	Time	Latitude	Longitude	Depth (km)	Mw
1	TA	K52A	2012	356	22:37:39	-14.34	167.29	200.7	6.7
2	TA	K52A	2013	99	12:01:19	28.50	51.59	10.0	6.4
3	TA	K52A	2013	106	10:53:02	28.11	62.05	82.0	7.7
4	TA	K52A	2013	106	23:06:02	-3.22	142.54	13.0	6.6
5	TA	K52A	2013	134	0:40:31	18.73	145.29	602.3	6.8
6	TA	K52A	2013	271	7:43:07	27.18	65.51	12.0	6.8
7	TA	K52A	2013	327	7:57:00	-17.12	-176.54	371.0	6.5
8	TA	K52A	2014	1	16:13:00	-13.86	167.25	187.0	6.5
9	TA	K52A	2014	43	9:28:35	35.82	82.47	10.0	6.9
10	TA	K52A	2014	94	11:50:27	-10.54	161.70	57.0	6.0
11	TA	K52A	2014	103	12:46:17	-11.13	162.05	10.0	6.6
12	TA	K52A	2014	121	6:46:27	-21.45	170.35	106.0	6.6
1	TA	K54A	2013	137	6:53:14	-11.07	165.08	7.0	5.7
2	TA	K54A	2013	146	6:16:23	39.96	67.31	15.8	5.7
3	TA	K54A	2013	185	17:26:07	-7.03	155.73	29.0	6.6
4	TA	K54A	2013	271	7:43:04	27.18	65.51	12.0	6.8
5	TA	K54A	2014	10	2:32:35	-31.31	-179.57	211.0	5.6
6	TA	K54A	2014	43	9:28:33	35.82	82.47	10.0	6.9
7	TA	K54A	2014	61	20:20:22	27.41	127.34	111.2	6.5
1	TA	K55A	2013	38	19:09:14	-11.00	165.66	11.0	6.0
2	TA	K55A	2013	106	10:52:58	28.03	62.05	82.0	7.7
3	TA	K55A	2013	134	0:40:37	18.73	145.29	602.2	6.8
4	TA	K55A	2013	202	23:54:55	34.51	104.26	8.0	5.9
5	TA	K55A	2013	327	7:57:08	-17.12	-176.54	371.0	6.5
6	TA	K55A	2014	33	9:36:37	-32.91	-177.88	44.3	6.5
7	TA	K55A	2014	39	19:59:46	-60.43	-45.19	23.9	5.7
8	TA	K55A	2014	43	9:28:33	35.82	82.47	10.0	6.9
9	TA	K55A	2014	64	10:05:46	-14.74	169.82	638.0	6.3
10	TA	K55A	2014	109	1:14:18	-6.67	155.10	23.3	6.6
11	TA	K55A	2014	124	9:24:49	-25.80	178.21	610.6	6.3

1	TA	K56A	2013	271	7:43:01	27.18	65.51	12.0	6.8
2	TA	K56A	2013	338	0:09:28	6.62	126.17	30.0	5.8
3	TA	K56A	2014	32	4:07:47	-56.83	-27.34	130.0	6.1
4	TA	K56A	2014	39	19:59:45	-60.43	-45.19	23.9	5.7
5	TA	K56A	2014	124	9:24:50	-25.81	178.24	634.2	6.3
1	TA	K57A	2013	240	3:03:53	-27.78	179.63	478.0	6.2
2	TA	K57A	2013	271	7:43:00	27.18	65.51	12.0	6.8
3	TA	K57A	2013	289	10:41:17	-6.45	154.93	35.0	6.8
4	TA	K57A	2014	1	16:13:14	-13.86	167.25	187.0	6.5
5	TA	K57A	2014	124	9:24:53	-25.81	178.24	634.2	6.3
6	TA	K57A	2014	180	6:05:28	24.38	142.61	47.8	6.2
7	TA	K57A	2014	180	8:02:06	-55.52	-28.38	7.2	6.9
8	TA	K57A	2014	181	20:03:31	28.34	138.84	511.0	6.2
1	TA	K58A	2013	271	7:42:58	27.18	65.51	12.0	6.8
2	TA	K58A	2014	32	4:07:44	-56.83	-27.34	130.0	6.1
3	TA	K58A	2014	33	9:36:44	-32.91	-177.88	44.3	6.5
4	TA	K58A	2014	43	9:28:30	35.82	82.47	10.0	6.9
5	TA	K58A	2014	138	1:07:43	4.25	92.76	35.0	6.0
6	TA	K58A	2014	166	18:27:31	36.60	141.72	15.9	5.5
7	TA	K58A	2014	180	6:05:30	24.39	142.63	48.0	6.2
8	TA	K58A	2014	215	0:32:27	0.99	146.26	14.9	5.7
1	TA	L53A	2013	134	0:40:34	18.73	145.29	602.2	6.8
2	TA	L53A	2013	137	6:53:09	-11.07	165.08	7.0	5.7
3	TA	L53A	2013	146	6:08:15	39.96	67.31	15.8	5.7
4	TA	L53A	2013	240	3:03:40	-27.75	179.62	480.3	6.2
5	TA	L53A	2013	271	7:43:09	27.18	65.51	12.0	6.8
6	TA	L53A	2014	1	16:13:02	-13.87	167.20	196.1	6.5
7	TA	L53A	2014	64	10:05:40	-14.73	169.82	636.8	6.3
1	TA	L54A	2013	99	12:01:17	28.43	51.59	12.0	6.4
2	TA	L54A	2013	134	0:40:36	18.73	145.29	602.2	6.8
3	TA	L54A	2013	207	21:42:27	-57.92	-23.84	13.0	6.2
4	TA	L54A	2013	213	20:10:38	-15.24	-173.50	31.7	6.0
5	TA	L54A	2013	271	7:43:07	27.18	65.51	12.0	6.8
6	TA	L54A	2014	1	16:13:05	-13.87	167.20	196.1	6.5
7	TA	L54A	2014	43	9:28:35	35.82	82.47	10.0	6.9
8	TA	L54A	2014	64	10:05:43	-14.73	169.82	636.8	6.3

1	TA	L55A	2013	106	10:53:01	28.03	62.00	80.0	7.7
2	TA	L55A	2013	134	0:40:38	18.73	145.29	602.2	6.8
3	TA	L55A	2013	207	21:42:26	-57.92	-23.84	13.0	6.2
4	TA	L55A	2013	271	7:43:05	27.18	65.51	12.0	6.8
5	TA	L55A	2014	1	16:13:08	-13.86	167.25	187.0	6.5
6	TA	L55A	2014	43	9:28:35	35.82	82.47	10.0	6.9
7	TA	L55A	2014	64	10:05:45	-14.74	169.82	638.0	6.3
8	TA	L55A	2014	127	4:30:54	-7.01	154.82	10.0	6.0
1	TA	L56A	2013	245	2:58:30	42.20	133.67	445.0	5.7
2	TA	L56A	2013	271	7:43:04	27.18	65.51	12.0	6.8
3	TA	L56A	2013	273	6:05:52	-30.93	-178.32	41.5	6.5
4	TA	L56A	2014	32	4:07:45	-56.83	-27.34	130.0	6.1
5	TA	L56A	2014	39	19:59:43	-60.43	-45.19	23.9	5.7
6	TA	L56A	2014	72	17:15:25	33.68	131.82	79.0	6.3
7	TA	L56A	2014	114	20:01:30	-23.99	-176.70	63.5	5.9
8	TA	L56A	2014	181	20:03:31	28.34	138.84	511.0	6.2
9	TA	L56A	2014	202	15:03:09	-19.80	-178.40	615.4	6.9
1	TA	L57A	2013	271	7:43:03	27.18	65.51	12.0	6.8
2	TA	L57A	2013	296	8:32:51	-23.01	-177.14	160.0	6.0
3	TA	L57A	2014	32	4:07:43	-56.83	-27.34	130.0	6.1
4	TA	L57A	2014	66	10:14:33	-28.15	-176.64	27.0	5.7
5	TA	L57A	2014	79	18:54:37	-5.25	152.79	26.2	5.6
6	TA	L57A	2014	121	6:46:39	-21.45	170.35	106.0	6.6
7	TA	L57A	2014	180	8:02:04	-55.47	-28.37	8.0	6.9
8	TA	L57A	2014	180	14:29:46	-55.36	-28.11	10.0	5.7
9	TA	L57A	2014	202	15:03:11	-19.83	-178.46	616.4	6.9
10	TA	L57A	2014	214	14:11:28	-55.41	-28.36	10.0	5.6
1	TA	L59A	2013	271	7:42:59	27.18	65.51	12.0	6.8
2	TA	L59A	2014	32	4:07:41	-56.83	-27.34	130.0	6.1
3	TA	L59A	2014	102	20:24:58	-11.37	162.24	31.7	5.8
4	TA	L59A	2014	127	4:31:03	-6.96	154.90	10.0	6.0
5	TA	L59A	2014	180	6:05:33	24.38	142.61	47.8	6.2
6	TA	L59A	2014	180	8:02:02	-55.52	-28.38	7.2	6.9
7	TA	L59A	2014	215	0:32:31	1.03	146.26	14.0	5.7
1	TA	L60A	2013	271	7:42:58	27.18	65.51	12.0	6.8
2	TA	L60A	2013	289	10:41:25	-6.45	154.93	35.0	6.8
3	TA	L60A	2014	1	16:13:22	-13.86	167.25	187.0	6.5

4	TA	L60A	2014	32	4:07:39	-56.83	-27.34	130.0	6.1
5	TA	L60A	2014	116	6:11:50	-20.75	-174.71	45.0	6.1
6	TA	L60A	2014	122	9:23:33	37.85	144.23	16.0	5.6
7	TA	L60A	2014	123	11:06:18	22.28	144.01	89.6	5.6
8	TA	L60A	2014	129	10:41:32	-18.96	-175.54	192.3	5.5
9	TA	L60A	2014	166	20:23:07	37.10	141.11	45.0	5.6
10	TA	L60A	2014	180	6:05:35	24.39	142.63	48.0	6.2
11	TA	L60A	2014	180	8:02:00	-55.47	-28.37	8.0	6.9
12	TA	L60A	2014	193	17:58:23	-55.34	-27.92	10.0	5.6
1	TA	M52A	2013	106	10:53:08	28.03	62.00	80.0	7.7
2	TA	M52A	2013	111	3:30:13	29.93	138.89	421.9	6.1
3	TA	M52A	2013	134	0:40:33	18.73	145.29	602.2	6.8
4	TA	M52A	2013	271	7:43:13	27.18	65.51	12.0	6.8
5	TA	M52A	2013	289	10:41:04	-6.45	154.93	35.0	6.8
6	TA	M52A	2013	327	7:56:57	-17.12	-176.54	371.0	6.5
7	TA	M52A	2014	1	16:12:59	-13.87	167.20	196.1	6.5
8	TA	M52A	2014	64	10:05:36	-14.73	169.82	636.8	6.3
1	TA	M53A	2013	38	0:40:05	-11.66	164.94	8.0	6.0
2	TA	M53A	2013	44	10:18:43	-10.79	164.26	10.0	5.5
3	TA	M53A	2013	59	3:19:47	-17.72	167.34	18.0	5.9
4	TA	M53A	2013	116	7:02:36	-28.68	-178.92	351.0	6.2
5	TA	M53A	2013	131	20:55:39	-17.97	-175.11	212.9	6.4
6	TA	M53A	2013	213	20:10:33	-15.24	-173.50	31.6	6.0
7	TA	M53A	2013	224	1:04:58	-7.15	129.81	95.0	6.0
8	TA	M53A	2013	236	8:49:48	-22.52	-175.25	5.0	5.8
9	TA	M53A	2013	271	7:43:12	27.26	65.59	14.7	5.6
10	TA	M53A	2014	1	16:13:01	-13.87	167.20	196.1	6.5
11	TA	M53A	2014	43	9:28:40	35.92	82.56	12.4	6.9
1	TA	M54A	2011	18	20:32:11	28.68	63.99	79.9	7.2
2	TA	M54A	2011	141	0:25:35	-56.15	-27.18	64.2	5.9
3	TA	M54A	2011	246	23:05:26	-20.67	169.72	136.6	7.0
4	TA	M54A	2012	207	11:30:35	-9.69	159.73	20.0	6.4
5	TA	M54A	2013	99	12:01:20	28.43	51.59	10.0	6.4
6	TA	M54A	2013	106	10:53:05	28.03	62.00	80.0	7.7
7	TA	M54A	2013	134	0:40:37	18.73	145.29	602.2	6.8
8	TA	M54A	2013	146	6:16:29	39.96	67.31	18.0	5.7
9	TA	M54A	2013	218	16:56:23	-16.91	167.37	13.5	5.7
10	TA	M54A	2013	271	7:43:10	27.18	65.51	12.0	6.8

1	TA	M55A	2013	111	3:30:18	29.93	138.89	421.9	6.1
2	TA	M55A	2013	134	0:40:39	18.73	145.29	602.2	6.8
3	TA	M55A	2013	207	21:42:24	-57.92	-23.84	13.0	6.2
4	TA	M55A	2013	218	10:51:32	-22.50	173.81	10.0	5.6
5	TA	M55A	2013	271	7:43:08	27.18	65.51	12.0	6.8
6	TA	M55A	2014	64	10:05:45	-14.73	169.82	636.7	6.3
1	TA	M56A	2013	289	10:41:14	-6.45	154.93	35.0	6.8
2	TA	M56A	2014	180	6:05:29	24.39	142.63	48.0	6.2
3	TA	M56A	2014	181	20:03:32	28.34	138.84	511.0	6.2
4	TA	M56A	2014	214	14:11:28	-55.41	-28.36	10.0	5.6
1	TA	M57A	2014	134	21:06:21	6.45	144.92	10.0	6.1
2	TA	M57A	2014	180	8:02:02	-55.47	-28.37	8.0	6.9
3	TA	M57A	2014	180	14:29:44	-55.36	-28.11	10.0	5.7
4	TA	M57A	2014	230	2:40:06	32.74	47.67	10.0	6.2
5	TA	M57A	2014	232	10:22:17	32.64	47.81	10.0	5.6
1	TA	M58A	2013	216	3:36:59	38.21	141.86	56.0	5.8
2	TA	M58A	2013	228	2:41:57	-41.74	174.05	8.5	5.9
3	TA	M58A	2013	289	10:41:19	-6.45	154.93	35.0	6.8
4	TA	M58A	2013	296	8:32:52	-23.01	-177.14	160.0	6.0
5	TA	M58A	2014	166	20:23:06	37.10	141.11	45.0	5.6
6	TA	M58A	2014	180	6:05:33	24.39	142.63	48.0	6.1
7	TA	M58A	2014	192	19:30:17	37.02	142.48	13.4	6.5
8	TA	M58A	2014	230	18:16:23	32.55	47.70	10.0	6.0
1	TA	M59A	2013	207	21:42:19	-57.92	-23.84	13.0	6.2
2	TA	M59A	2013	224	4:26:20	-30.63	-179.68	340.6	6.1
3	TA	M59A	2014	32	4:07:39	-56.83	-27.34	130.0	6.1
4	TA	M59A	2014	180	6:05:35	24.39	142.63	48.0	6.2
5	TA	M59A	2014	181	20:03:37	28.34	138.84	511.0	6.2
1	TA	M60A	2013	245	2:58:37	42.20	133.67	445.0	5.7
2	TA	M60A	2014	72	17:15:32	33.68	131.82	79.0	6.3
3	TA	M60A	2014	94	11:50:48	-10.54	161.70	57.0	6.0
1	TA	N52A	2013	137	6:53:05	-11.07	165.08	7.0	5.7
2	TA	N52A	2013	146	6:16:35	39.93	67.35	15.8	5.7
3	TA	N52A	2013	273	6:05:37	-30.93	-178.32	41.5	6.5

4	TA	N52A	2013	284	21:34:29	-30.66	-178.48	151.0	6.2
5	TA	N52A	2013	289	10:41:04	-6.45	154.93	35.0	6.8
6	TA	N52A	2014	43	9:28:44	35.82	82.47	10.0	6.9
7	TA	N52A	2014	64	10:05:34	-14.74	169.82	638.0	6.3
8	TA	N52A	2014	121	6:46:23	-21.45	170.35	106.0	6.6
9	TA	N52A	2014	127	4:30:44	-6.96	154.90	10.0	6.0
10	TA	N52A	2014	184	19:59:43	-30.46	-176.45	35.0	6.3
1	TA	N53A	2013	99	12:01:25	28.43	51.59	10.0	6.4
2	TA	N53A	2013	134	0:40:36	18.73	145.29	602.2	6.8
3	TA	N53A	2013	137	6:53:08	-11.07	165.08	7.0	5.7
4	TA	N53A	2013	146	6:16:34	39.96	67.31	15.8	5.7
5	TA	N53A	2014	127	4:30:47	-6.96	154.90	10.0	6.0
6	TA	N53A	2014	129	10:41:09	-18.96	-175.54	192.3	5.9
1	TA	N54A	2011	13	16:26:51	-20.67	168.47	29.7	6.0
2	TA	N54A	2011	18	20:32:14	28.68	63.99	79.9	7.2
3	TA	N54A	2011	167	0:13:59	-5.88	151.20	26.9	6.3
4	TA	N54A	2011	200	19:44:04	40.16	71.50	19.5	6.2
5	TA	N54A	2012	33	13:44:45	-17.83	167.13	23.0	5.5
6	TA	N54A	2012	133	23:37:11	38.61	70.35	10.0	5.9
7	TA	N54A	2012	207	11:30:35	-9.69	159.73	20.0	6.4
8	TA	N54A	2013	106	10:53:08	28.03	62.00	80.0	7.7
9	TA	N54A	2013	111	3:30:17	29.93	138.89	421.9	6.1
10	TA	N54A	2013	146	6:16:32	39.96	67.31	15.8	5.7
11	TA	N54A	2014	64	10:05:41	-14.73	169.82	636.8	6.3
1	TA	N55A	2013	106	10:53:07	28.03	62.00	82.0	7.7
2	TA	N55A	2013	146	6:16:31	39.96	67.31	15.8	5.7
3	TA	N55A	2013	202	23:55:03	34.51	104.26	8.0	5.8
4	TA	N55A	2013	245	2:58:34	42.20	133.67	445.0	5.7
5	TA	N55A	2013	271	7:43:11	27.18	65.51	12.0	6.8
6	TA	N55A	2014	43	9:28:42	35.82	82.47	10.0	6.9
7	TA	N55A	2014	103	12:46:25	-11.13	162.05	10.0	6.6
1	TA	N56A	2013	207	21:42:21	-57.92	-23.84	13.0	6.2
2	TA	N56A	2014	1	16:13:09	-13.86	167.25	187.0	6.5
3	TA	N56A	2014	32	4:07:41	-56.83	-27.34	130.0	6.1
4	TA	N56A	2014	64	10:05:46	-14.74	169.82	638.0	6.3
5	TA	N56A	2014	180	6:05:31	24.39	142.63	48.0	6.2
6	TA	N56A	2014	230	5:33:56	32.65	47.75	10.0	6.2

1	TA	N58A	2013	207	21:42:18	-57.92	-23.84	13.0	6.2
2	TA	N58A	2013	271	7:43:07	27.18	65.51	12.0	6.8
3	TA	N58A	2013	296	8:32:51	-23.01	-177.14	160.0	6.0
4	TA	N58A	2013	322	19:18:48	34.33	137.05	328.0	5.6
5	TA	N58A	2014	135	8:26:45	6.43	144.94	11.0	6.3
6	TA	N58A	2014	180	6:05:35	24.39	142.63	48.0	6.2
7	TA	N58A	2014	180	8:01:59	-55.47	-28.37	8.0	6.9
8	TA	N58A	2014	181	20:03:37	28.34	138.84	511.0	6.2
9	TA	N58A	2014	211	16:11:26	-7.19	154.84	10.0	5.9
10	TA	N58A	2014	230	2:40:07	32.74	47.67	10.0	6.2
11	TA	N58A	2014	230	11:59:36	32.71	47.55	10.0	6.2
12	TA	N58A	2014	230	18:16:26	32.57	47.68	10.0	6.0
1	TA	N59A	2010	334	3:32:49	28.39	139.24	485.0	6.8
2	TA	N59A	2010	355	17:28:39	26.90	143.70	13.8	6.0
3	TA	N59A	2012	74	9:16:37	40.89	144.94	12.0	5.6
4	TA	N59A	2012	239	15:16:35	2.19	126.84	91.1	6.6
5	TA	N59A	2013	106	10:52:59	28.11	62.05	82.0	7.7
6	TA	N59A	2013	134	0:40:48	18.73	145.29	602.3	6.8
7	TA	N59A	2013	143	17:28:26	-23.03	-177.11	171.4	7.4
8	TA	N59A	2013	271	7:43:05	27.18	65.51	12.0	6.8
9	TA	N59A	2013	289	10:41:22	-6.45	154.93	35.0	6.8
10	TA	N59A	2014	124	9:24:54	-24.61	179.09	527.0	6.3
1	TA	N60A	2013	240	3:03:56	-27.78	179.63	478.0	6.2
2	TA	N60A	2014	85	3:38:45	-27.64	-170.60	15.3	6.0
3	TA	N60A	2014	121	6:46:45	-21.45	170.35	106.0	6.6
4	TA	N60A	2014	123	11:06:20	22.28	144.01	89.6	5.6
5	TA	N60A	2014	180	6:05:38	24.39	142.63	48.0	6.2
6	TA	N60A	2014	181	20:03:40	28.34	138.84	511.0	6.2
7	TA	N60A	2014	211	16:11:31	-7.19	154.84	10.0	5.9
8	TA	N60A	2014	214	14:11:20	-55.41	-28.28	6.1	5.6
1	TA	O51A	2013	107	3:24:51	28.11	62.35	56.3	5.6
2	TA	O51A	2013	134	0:40:34	18.73	145.29	602.3	6.8
3	TA	O51A	2013	271	7:43:20	27.18	65.51	12.0	6.8
4	TA	O51A	2014	39	19:59:40	-60.43	-45.19	23.9	5.7
5	TA	O51A	2014	43	9:28:47	35.82	82.47	10.0	6.9
6	TA	O51A	2014	64	10:05:31	-14.74	169.82	638.0	6.3
7	TA	O51A	2014	202	15:02:51	-19.80	-178.40	615.4	6.9

8	TA	O51A	2014	215	0:32:15	0.99	146.26	14.9	5.7
9	TA	O51A	2014	230	2:40:23	32.70	47.70	10.2	6.2
10	TA	O51A	2014	230	18:16:42	32.58	47.70	5.0	6.0
1	TA	O52A	2013	131	20:55:34	-17.95	-175.10	212.2	6.4
2	TA	O52A	2013	146	6:16:39	39.93	67.35	15.8	5.7
3	TA	O52A	2013	205	3:41:37	-23.13	-177.22	155.5	5.9
4	TA	O52A	2013	213	20:10:28	-15.24	-173.50	31.7	6.0
5	TA	O52A	2013	228	2:41:38	-41.74	174.05	8.5	5.9
6	TA	O52A	2014	64	10:05:34	-14.74	169.82	638.0	6.3
7	TA	O52A	2014	121	6:46:22	-21.45	170.35	106.0	6.6
8	TA	O52A	2014	166	20:23:01	37.10	141.11	45.0	5.6
9	TA	O52A	2014	200	12:35:37	-15.82	-174.45	227.3	6.2
1	TA	O53A	2012	356	22:37:38	-14.34	167.29	200.7	6.7
2	TA	O53A	2013	200	11:50:20	-30.47	-176.29	15.6	5.7
3	TA	O53A	2013	224	4:26:00	-30.63	-179.68	340.6	6.1
4	TA	O53A	2013	236	8:49:45	-22.52	-175.24	5.0	5.8
5	TA	O53A	2013	284	21:34:30	-30.66	-178.48	151.0	6.2
6	TA	O53A	2014	64	10:05:37	-14.73	169.82	636.8	6.3
7	TA	O53A	2014	82	4:39:21	-20.66	-178.83	607.3	6.3
1	TA	O55A	2014	43	9:28:44	35.82	82.47	10.0	6.9
2	TA	O55A	2014	103	12:46:24	-11.13	162.05	10.0	6.6
3	TA	O55A	2014	180	6:05:31	24.39	142.63	48.0	6.2
1	TA	O56A	2011	312	3:08:07	27.25	125.72	228.2	6.9
2	TA	O56A	2012	1	5:36:03	31.47	138.18	359.7	6.8
3	TA	O56A	2012	210	20:14:12	-4.65	153.17	41.0	6.5
4	TA	O56A	2013	134	0:40:44	18.73	145.29	602.3	6.8
5	TA	O56A	2013	271	7:43:13	27.18	65.51	12.0	6.8
6	TA	O56A	2014	33	9:36:32	-32.91	-177.88	44.3	6.5
7	TA	O56A	2014	109	1:14:21	-6.66	155.09	29.0	6.6
1	TA	O60A	2013	134	0:40:51	18.73	145.29	602.3	6.8
2	TA	O60A	2013	134	19:29:46	0.77	92.40	17.0	5.6
3	TA	O60A	2013	216	3:37:05	38.21	141.86	56.0	5.8
4	TA	O60A	2013	224	4:26:19	-30.63	-179.68	340.6	6.1
5	TA	O60A	2013	306	19:03:04	-19.21	-172.40	10.0	6.2
6	TA	O60A	2014	34	4:36:16	-4.90	153.74	109.0	5.6
7	TA	O60A	2014	72	17:15:35	33.68	131.82	79.0	6.3

8	TA	O60A	2014	94	11:50:46	-10.54	161.70	57.0	6.0
9	TA	O60A	2014	124	9:24:55	-25.81	178.24	634.2	6.3
10	TA	O60A	2014	150	1:30:05	25.00	97.85	10.0	5.9
11	TA	O60A	2014	180	6:05:39	24.39	142.63	48.0	6.2
12	TA	O60A	2014	211	16:11:31	-7.19	154.84	10.0	5.9
1	TA	P51A	2012	207	11:30:26	-9.69	159.73	20.0	6.4
2	TA	P51A	2013	95	13:07:13	42.71	131.11	561.9	6.3
3	TA	P51A	2013	99	12:01:36	28.50	51.59	10.0	6.4
4	TA	P51A	2013	107	12:11:36	38.48	141.46	69.3	5.9
5	TA	P51A	2013	143	21:16:35	-20.56	-175.77	149.1	6.3
6	TA	P51A	2013	146	6:16:43	39.93	67.35	15.8	5.7
7	TA	P51A	2013	202	23:55:08	34.50	104.24	9.8	5.9
8	TA	P51A	2013	271	7:43:23	27.18	65.51	12.0	6.8
9	TA	P51A	2013	327	7:56:50	-17.12	-176.54	371.0	6.5
10	TA	P51A	2014	43	9:28:51	35.82	82.47	10.0	6.9
11	TA	P51A	2014	64	10:05:29	-14.74	169.82	638.0	6.3
12	TA	P51A	2014	85	3:38:18	-27.64	-170.60	15.3	6.0
13	TA	P51A	2014	103	12:46:12	-11.13	162.05	10.0	6.6
14	TA	P51A	2014	121	6:46:18	-21.45	170.35	106.0	6.6
1	TA	P52A	2012	207	11:30:29	-9.69	159.73	20.0	6.4
2	TA	P52A	2012	208	10:29:11	-21.10	169.51	32.8	5.6
3	TA	P52A	2012	316	1:22:40	23.01	95.89	13.7	6.8
4	TA	P52A	2013	137	6:53:04	-11.07	165.08	7.0	5.7
5	TA	P52A	2013	146	6:16:41	39.93	67.35	15.8	5.7
6	TA	P52A	2013	271	7:43:21	27.18	65.51	12.0	6.8
7	TA	P52A	2013	327	7:56:53	-17.12	-176.54	371.0	6.5
8	TA	P52A	2014	43	9:28:49	35.82	82.47	10.0	6.9
9	TA	P52A	2014	127	4:30:44	-6.96	154.90	10.0	6.0
10	TA	P52A	2014	170	10:27:41	-13.56	166.83	36.0	6.2
11	TA	P52A	2014	215	0:32:17	0.99	146.26	14.9	5.7
1	TA	P54A	2013	99	12:01:28	28.43	51.59	12.0	6.4
2	TA	P54A	2013	111	3:30:21	29.93	138.89	421.9	6.1
3	TA	P54A	2013	137	6:53:10	-11.07	165.08	7.0	5.7
4	TA	P54A	2013	191	14:35:23	-30.24	-177.54	10.3	5.5
5	TA	P54A	2013	207	21:42:19	-57.92	-23.84	13.0	6.2
6	TA	P54A	2013	271	7:43:19	27.18	65.51	12.0	6.8
1	TA	P55A	2013	99	12:01:27	28.43	51.59	12.0	6.4

2	TA	P55A	2013	134	0:40:43	18.73	145.29	602.2	6.8
3	TA	P55A	2013	271	7:43:18	27.18	65.51	12.0	6.8
4	TA	P55A	2014	103	12:46:23	-11.13	162.05	10.0	6.6
5	TA	P55A	2014	114	20:01:19	-23.99	-176.70	63.5	5.9
6	TA	P55A	2014	121	6:46:29	-21.50	170.35	105.3	6.6
7	TA	P55A	2014	127	4:30:54	-7.01	154.82	10.0	6.0
8	TA	P55A	2014	129	10:41:12	-18.92	-175.60	153.4	5.9
1	TA	P56A	2013	146	6:16:37	39.93	67.35	15.8	5.7
2	TA	P56A	2013	202	23:55:09	34.50	104.24	9.8	5.9
3	TA	P56A	2014	32	4:07:36	-56.83	-27.34	130.0	6.1
4	TA	P56A	2014	64	10:05:44	-14.74	169.82	638.0	6.3
5	TA	P56A	2014	66	10:14:23	-28.15	-176.64	27.0	5.7
6	TA	P56A	2014	127	4:30:55	-6.96	154.90	10.0	6.0
7	TA	P56A	2014	246	11:43:35	-14.92	-172.90	10.0	5.7
1	TA	P59A	2013	134	0:40:51	18.73	145.29	602.3	6.8
2	TA	P59A	2013	271	7:43:11	27.18	65.51	12.0	6.8
3	TA	P59A	2014	127	4:31:03	-6.96	154.90	10.0	6.0
4	TA	P59A	2014	230	18:16:29	32.58	47.70	5.0	6.0
5	TA	P59A	2014	232	10:22:20	32.64	47.74	17.7	5.6
1	TA	Q51A	2012	207	11:30:25	-9.69	159.73	20.0	6.4
2	TA	Q51A	2012	231	17:53:43	-15.60	-173.04	15.0	5.7
3	TA	Q51A	2012	237	10:11:38	-33.44	-179.53	38.0	5.6
4	TA	Q51A	2012	342	18:29:01	-38.43	176.07	163.0	6.3
5	TA	Q51A	2014	20	3:03:00	-40.66	175.81	28.0	6.1
6	TA	Q51A	2014	39	19:59:36	-60.43	-45.19	23.9	5.7
7	TA	Q51A	2014	72	17:15:28	33.68	131.82	79.0	6.3
8	TA	Q51A	2014	102	20:24:33	-11.37	162.24	31.7	5.8
1	TA	Q52A	2013	134	0:40:39	18.73	145.29	602.3	6.8
2	TA	Q52A	2013	166	11:30:10	-33.85	179.40	195.0	6.0
3	TA	Q52A	2014	39	19:59:34	-60.43	-45.19	23.9	5.7
4	TA	Q52A	2014	43	9:28:52	35.82	82.47	10.0	6.9
5	TA	Q52A	2014	64	10:05:32	-14.74	169.82	638.0	6.3
6	TA	Q52A	2014	114	20:01:11	-24.01	-176.67	63.1	5.9
7	TA	Q52A	2014	127	4:30:45	-6.96	154.90	10.0	6.0
8	TA	Q52A	2014	150	1:30:12	25.00	97.85	10.0	5.9
1	TA	Q53A	2013	99	12:01:33	28.43	51.59	12.0	6.4

2	TA	Q53A	2013	111	3:30:22	29.93	138.89	421.9	6.1
3	TA	Q53A	2013	132	23:14:19	21.94	143.74	166.9	5.6
4	TA	Q53A	2013	134	0:40:41	18.73	145.29	602.2	6.8
5	TA	Q53A	2013	143	21:16:39	-20.58	-175.76	150.0	6.3
6	TA	Q53A	2013	146	6:16:43	39.96	67.31	18.0	5.7
7	TA	Q53A	2013	271	7:43:23	27.18	65.51	12.0	6.8
8	TA	Q53A	2013	296	8:32:33	-23.01	-177.14	160.0	6.0
1	TA	Q54A	2013	99	12:01:31	28.43	51.59	12.0	6.4
2	TA	Q54A	2013	106	10:53:17	28.03	62.00	80.0	7.7
3	TA	Q54A	2013	131	20:55:36	-17.97	-175.11	212.9	6.4
4	TA	Q54A	2013	134	0:40:42	18.73	145.29	602.2	6.8
5	TA	Q54A	2013	146	6:16:41	39.96	67.31	18.0	5.7
6	TA	Q54A	2013	188	18:44:57	-3.92	153.93	385.5	7.3
7	TA	Q54A	2013	271	7:43:22	27.18	65.51	12.0	6.8
8	TA	Q54A	2014	64	10:05:38	-14.73	169.82	636.8	6.3
1	TA	Q55A	2013	99	12:01:30	28.43	51.59	12.0	6.4
2	TA	Q55A	2013	106	10:53:15	28.03	62.00	80.0	7.7
3	TA	Q55A	2013	111	3:30:24	29.93	138.89	421.9	6.1
4	TA	Q55A	2013	131	20:55:39	-17.97	-175.11	212.9	6.4
5	TA	Q55A	2013	134	0:40:44	18.73	145.29	602.2	6.8
6	TA	Q55A	2013	213	20:10:33	-15.24	-173.50	31.7	6.0
7	TA	Q55A	2014	1	16:13:04	-13.87	167.20	196.1	6.5
8	TA	Q55A	2014	43	9:28:50	35.82	82.47	10.0	6.9
9	TA	Q55A	2014	64	10:05:41	-14.73	169.82	636.8	6.3
1	TA	Q57A	2013	134	0:40:48	18.73	145.29	602.2	
2	TA	Q57A	2013	146	6:16:37	39.96	67.31	18.0	5.7
3	TA	Q57A	2013	167	3:00:28	-56.28	-27.44	91.2	
4	TA	Q57A	2013	205	3:41:47	-23.13	-177.22	155.5	
5	TA	Q57A	2013	207	21:42:13	-57.92	-23.84	13.0	
6	TA	Q57A	2013	271	7:43:17	27.18	65.51	12.0	
7	TA	Q57A	2013	289	10:41:17	-6.45	154.93	35.0	
8	TA	Q57A	2014	32	4:07:34	-56.83	-27.34	130.0	6.1
9	TA	Q57A	2014	64	10:05:45	-14.74	169.82	638.0	6.3
10	TA	Q57A	2014	193	17:58:18	-55.34	-27.92	10.0	
11	TA	Q57A	2014	230	2:40:17	32.74	47.67	10.0	6.2
12	TA	Q57A	2014	230	5:34:03	32.65	47.75	10.0	
13	TA	Q57A	2014	230	11:59:46	32.71	47.55	10.0	
14	TA	Q57A	2014	230	18:16:36	32.57	47.68	10.0	6.0

15	TA	Q57A	2014	232	10:22:28	32.64	47.81	10.0	
1	TA	Q61A	2013	166	11:30:32	-33.85	179.40	195.0	6.0
2	TA	Q61A	2013	271	7:43:11	27.18	65.51	12.0	6.8
3	TA	Q61A	2014	64	10:05:56	-14.74	169.82	638.0	6.3
4	TA	Q61A	2014	127	4:31:08	-6.96	154.90	10.0	6.0
5	TA	Q61A	2014	202	15:03:15	-19.83	-178.46	616.4	6.9
6	TA	Q61A	2014	211	16:11:34	-7.19	154.84	10.0	5.9
1	PASEIS	PACF	2013	99	12:01:20	28.43	51.59	12.0	6.4
2	PASEIS	PACF	2013	106	10:53:05	28.03	62.00	80.0	7.7
3	PASEIS	PACF	2013	134	0:40:39	18.73	145.29	602.2	6.8
4	PASEIS	PACF	2013	146	6:16:29	39.96	67.31	18.0	5.7
5	PASEIS	PACF	2013	202	23:55:01	34.51	104.26	8.0	5.9
6	PASEIS	PACF	2013	271	7:43:10	27.26	65.59	14.7	6.8
1	PASEIS	PACH	2013	99	12:01:18	28.43	51.59	12.0	6.4
2	PASEIS	PACH	2013	134	0:40:37	18.73	145.29	602.2	6.8
3	PASEIS	PACH	2013	137	6:53:13	-11.07	165.08	7.0	5.7
4	PASEIS	PACH	2013	207	21:42:25	-57.92	-23.84	13.0	6.2
5	PASEIS	PACH	2013	271	7:43:08	27.26	65.59	14.7	5.6
6	PASEIS	PACH	2013	289	10:41:11	-6.49	154.92	35.0	6.8
7	PASEIS	PACH	2014	1	16:13:06	-13.86	167.25	187.0	6.5
8	PASEIS	PACH	2014	43	9:28:38	35.82	82.47	10.0	6.9
9	PASEIS	PACH	2014	127	4:30:51	-6.96	154.90	10.0	6.0
10	PASEIS	PACH	2014	215	0:32:21	0.99	146.26	14.9	5.7
1	PASEIS	PACW	2013	99	12:01:21	28.43	51.59	12.0	6.4
2	PASEIS	PACW	2013	106	10:53:07	28.03	62.00	80.0	7.7
3	PASEIS	PACW	2013	134	0:40:46	18.73	145.29	602.2	6.8
4	PASEIS	PACW	2014	103	12:46:29	-11.21	161.93	10.0	6.6
5	PASEIS	PACW	2014	181	20:03:38	28.34	138.84	511.0	6.2
6	PASEIS	PACW	2014	230	2:40:13	32.70	47.70	10.2	6.2
7	PASEIS	PACW	2014	230	18:16:31	32.58	47.70	5.0	6.0
1	PASEIS	PAHR	2013	106	10:53:02	28.03	62.00	80.0	7.7
2	PASEIS	PAHR	2013	134	0:40:42	18.73	145.29	602.2	6.8
3	PASEIS	PAHR	2013	240	3:03:48	-27.75	179.62	480.3	6.2
4	PASEIS	PAHR	2013	271	7:43:07	27.26	65.59	14.7	5.6
1	PASEIS	PALB	2013	134	0:40:46	18.73	145.29	602.2	6.8

2	PASEIS	PALB	2013	207	21:42:17	-57.92	-23.84	13.0	6.2
3	PASEIS	PALB	2013	271	7:43:10	27.26	65.59	14.7	5.6
4	PASEIS	PALB	2014	180	6:05:35	24.39	142.63	48.0	6.2
5	PASEIS	PALB	2014	180	8:01:59	-55.47	-28.37	8.0	6.9
6	PASEIS	PALB	2014	230	2:40:10	32.70	47.70	10.2	6.2
7	PASEIS	PALB	2014	230	18:16:28	32.58	47.70	5.0	6.0
1	PASEIS	PALR	2013	111	3:30:18	29.93	138.89	421.9	6.1
2	PASEIS	PALR	2013	134	0:40:41	18.73	145.29	602.2	6.8
3	PASEIS	PALR	2013	166	11:30:29	-33.85	179.40	195.0	6.0
4	PASEIS	PALR	2013	199	21:17:25	-41.55	174.41	17.5	6.0
5	PASEIS	PALR	2013	207	21:42:23	-57.92	-23.84	13.0	6.2
6	PASEIS	PALR	2014	1	16:13:11	-13.86	167.25	187.0	6.5
7	PASEIS	PALR	2014	32	4:07:43	-56.83	-27.34	130.0	6.1
8	PASEIS	PALR	2014	180	6:05:29	24.39	142.63	48.0	6.2
1	PASEIS	PALW	2013	127	10:20:48	-19.62	175.05	70.1	6.0
2	PASEIS	PALW	2013	134	0:40:46	18.73	145.29	602.2	6.8
3	PASEIS	PALW	2013	143	17:28:27	-25.36	-175.64	200.6	5.7
4	PASEIS	PALW	2013	207	21:42:19	-57.92	-23.84	13.0	6.2
5	PASEIS	PALW	2014	222	3:51:15	41.16	142.18	41.0	6.1
1	PASEIS	PAMG	2013	289	10:41:08	-6.49	154.92	35.0	6.8
2	PASEIS	PAMG	2014	64	10:05:39	-14.74	169.82	638.0	6.3
3	PASEIS	PAMG	2014	103	12:46:20	-11.21	161.92	35.0	7.4
4	PASEIS	PAMG	2014	341	1:32:15	-6.51	154.46	23.0	6.6
1	PASEIS	PAPG	2013	99	12:01:20	28.43	51.59	12.0	6.4
2	PASEIS	PAPG	2013	106	10:53:06	28.03	62.00	80.0	7.7
3	PASEIS	PAPG	2014	180	6:05:36	24.39	142.63	48.0	6.2
4	PASEIS	PAPG	2014	230	2:40:11	32.70	47.70	10.2	6.2
5	PASEIS	PAPG	2014	230	18:16:30	32.58	47.70	5.0	6.0
1	PASEIS	PAPL	2013	207	21:42:18	-57.92	-23.84	13.0	6.2
2	PASEIS	PAPL	2014	102	20:24:58	-11.37	162.24	31.7	5.8
3	PASEIS	PAPL	2014	180	6:05:36	24.39	142.63	48.0	6.2
1	PASEIS	PARB	2013	106	10:53:02	28.03	62.00	80.0	7.7
2	PASEIS	PARB	2013	137	6:53:20	-11.07	165.08	7.0	5.7
3	PASEIS	PARB	2013	146	6:16:28	39.96	67.31	18.0	5.7
4	PASEIS	PARB	2013	271	7:43:07	27.18	65.51	12.0	6.8

5	PASEIS	PARB	2014	64	10:05:49	-14.74	169.82	638.0	6.3
6	PASEIS	PARB	2014	103	12:46:30	-11.21	161.92	35.0	7.4
7	PASEIS	PARB	2014	109	1:14:24	-6.66	155.09	29.0	6.6
8	PASEIS	PARB	2014	180	6:05:33	24.39	142.63	48.0	6.2
9	PASEIS	PARB	2014	215	0:32:28	0.99	146.26	14.9	5.7
1	PASEIS	PARC	2013	99	12:01:25	28.43	51.59	12.0	6.4
2	PASEIS	PARC	2013	289	10:41:09	-6.49	154.92	35.0	6.8
3	PASEIS	PARC	2014	43	9:28:44	35.82	82.47	10.0	6.9
1	PASEIS	PASW	2013	131	20:55:52	-17.97	-175.11	212.9	6.4
2	PASEIS	PASW	2013	134	0:40:48	18.73	145.29	602.2	6.8
3	PASEIS	PASW	2013	289	10:41:21	-6.49	154.92	35.0	6.8
4	PASEIS	PASW	2014	20	3:03:24	-40.66	175.81	28.0	6.1
5	PASEIS	PASW	2014	32	4:07:37	-56.83	-27.34	130.0	6.1
6	PASEIS	PASW	2014	33	9:36:38	-32.91	-177.88	44.3	6.5
7	PASEIS	PASW	2014	180	6:05:36	24.39	142.63	48.0	6.2
8	PASEIS	PASW	2014	181	20:03:39	28.34	138.84	511.0	6.2
9	PASEIS	PASW	2014	215	0:32:31	0.99	146.26	14.9	5.7
10	PASEIS	PASW	2014	222	3:51:18	41.16	142.13	41.0	6.1
1	PASEIS	PATY	2013	245	2:58:41	42.20	133.66	445.0	5.7
2	PASEIS	PATY	2014	43	9:28:40	35.82	82.47	10.0	6.9
3	PASEIS	PATY	2014	102	20:25:00	-11.37	162.24	31.7	5.8
4	PASEIS	PATY	2014	103	12:46:39	-11.21	161.92	35.0	7.4
5	PASEIS	PATY	2014	124	9:24:56	-25.81	178.24	634.2	6.3
6	PASEIS	PATY	2014	215	0:32:36	0.99	146.26	14.9	5.7
1	PASEIS	PSAL	2013	134	0:40:43	18.73	145.29	602.2	6.8
2	PASEIS	PSAL	2013	224	1:05:07	-7.15	129.81	95.0	6.1
1	LD	ALLY	2011	18	20:32:12	28.68	63.99	79.9	7.2
2	LD	ALLY	2011	167	0:13:57	-5.88	151.20	26.9	6.3
3	LD	ALLY	2011	172	2:14:09	-11.48	165.50	18.7	6.0
4	LD	ALLY	2011	200	19:44:02	40.16	71.50	19.5	6.3
5	LD	ALLY	2012	188	2:38:01	-14.66	167.34	160.1	6.3
6	LD	ALLY	2013	99	12:01:21	28.43	51.59	12.0	6.4
7	LD	ALLY	2013	106	10:53:06	28.03	62.00	80.0	7.7
8	LD	ALLY	2013	134	0:40:35	18.73	145.29	602.2	6.8
9	LD	ALLY	2013	202	23:54:59	34.51	104.26	8.0	5.9
10	LD	ALLY	2014	1	16:13:03	-13.87	167.20	196.1	6.5

11	LD	ALLY	2014	64	10:05:40	-14.73	169.82	636.8	6.3
1	US	ERPA	2011	210	7:51:07	-23.73	179.83	522.8	6.7
2	US	ERPA	2011	246	23:05:25	-20.63	169.78	136.6	7.0
3	US	ERPA	2011	258	19:39:30	-21.59	-179.32	629.0	7.3
4	US	ERPA	2012	33	13:44:45	-17.83	167.13	23.0	5.5
5	US	ERPA	2013	106	10:53:03	28.11	62.05	82.0	7.7
6	US	ERPA	2013	134	0:40:34	18.73	145.29	602.3	6.8
7	US	ERPA	2014	1	16:13:03	-13.86	167.25	187.0	6.5
8	US	ERPA	2014	43	9:28:37	35.91	82.59	10.0	6.9
9	US	ERPA	2014	103	12:46:20	-11.46	162.05	39.0	7.4
1	PE	PAGS	2011	108	13:13:08	-34.29	179.94	98.1	6.5
2	PE	PAGS	2011	200	19:44:03	40.16	71.50	19.5	6.2
3	PE	PAGS	2012	24	1:01:01	-24.98	178.52	580.3	6.3
4	PE	PAGS	2012	33	13:44:56	-17.83	167.13	23.0	5.5
5	PE	PAGS	2012	356	22:37:53	-14.34	167.29	200.7	6.7
6	PE	PAGS	2013	99	12:01:18	28.43	51.59	12.0	6.4
7	PE	PAGS	2013	134	0:40:48	18.73	145.29	602.2	6.8
8	PE	PAGS	2013	271	7:43:09	27.18	65.51	12.0	6.8
9	PE	PAGS	2014	180	8:01:57	-55.51	-28.45	16.5	6.9
10	PE	PAGS	2014	181	20:03:40	28.35	138.86	512.4	6.2
1	PE	PSDB	2011	167	0:14:03	-5.88	151.20	26.9	6.3
2	PE	PSDB	2011	200	19:44:02	40.16	71.50	19.5	6.3
3	PE	PSDB	2012	207	11:30:38	-9.69	159.73	20.0	6.4
4	PE	PSDB	2013	111	3:30:19	29.93	138.89	421.9	6.1
5	PE	PSDB	2013	134	0:40:40	18.73	145.29	602.2	6.8
6	PE	PSDB	2013	271	7:43:10	27.18	65.51	12.0	6.8
7	PE	PSDB	2014	1	16:13:07	-13.86	167.25	187.0	6.5
8	PE	PSDB	2014	43	9:28:40	35.82	82.47	10.0	6.9
1	PE	PSUB	2011	167	0:14:15	-5.88	151.20	26.9	6.3
2	PE	PSUB	2011	200	19:44:03	40.16	71.50	19.5	6.2
3	PE	PSUB	2012	33	13:45:01	-17.83	167.13	23.0	5.5
4	PE	PSUB	2013	137	6:53:27	-11.07	165.08	7.0	5.7
5	PE	PSUB	2013	271	7:43:08	27.18	65.51	12.0	6.8
6	PE	PSUB	2014	103	12:46:37	-11.21	161.92	35.0	7.4
1	PE	PSWB	2012	87	11:08:52	39.86	142.02	15.0	5.7
2	PE	PSWB	2012	342	8:26:33	37.83	143.61	20.2	6.3

3	PE	PSWB	2013	143	21:17:00	-20.58	-175.76	150.0	6.3
4	PE	PSWB	2014	180	6:05:35	24.40	142.59	43.2	6.2
1	IU	SSPA	1997	113	19:53:57	13.93	144.94	114.3	6.5
2	IU	SSPA	1997	123	16:55:53	-31.64	-179.34	47.8	6.9
3	IU	SSPA	1998	73	19:49:03	30.16	57.61	43.5	6.6
4	IU	SSPA	2000	127	13:54:15	-11.32	165.42	17.0	6.2
5	IU	SSPA	2000	133	23:18:55	35.91	70.68	77.3	6.3
6	IU	SSPA	2000	155	9:03:11	35.51	140.44	61.3	6.1
7	IU	SSPA	2000	166	2:24:19	-25.63	178.06	631.2	6.4
8	IU	SSPA	2000	199	23:02:08	36.27	70.96	114.3	6.3
9	IU	SSPA	2000	234	9:24:57	-52.96	-46.15	10.0	6.1
10	IU	SSPA	2001	104	23:36:13	30.12	141.77	10.0	6.0
11	IU	SSPA	2001	166	6:27:00	18.82	146.96	33.0	6.0
12	IU	SSPA	2001	184	13:19:26	21.64	142.99	325.3	6.5
13	IU	SSPA	2003	133	21:31:21	-17.29	167.69	33.3	6.5
14	IU	SSPA	2003	163	9:09:20	-6.00	154.80	184.4	6.3
15	IU	SSPA	2003	273	14:18:32	-30.66	-177.37	32.7	6.4
16	IU	SSPA	2003	316	8:34:43	33.24	137.05	381.8	6.4
17	IU	SSPA	2004	25	11:52:04	-16.85	-174.17	129.6	6.7
18	IU	SSPA	2004	96	21:32:16	36.56	71.00	168.5	6.6
19	IU	SSPA	2004	154	9:00:38	-32.82	-179.41	42.7	6.2
20	IU	SSPA	2005	39	14:58:01	-14.32	167.26	214.9	6.7
21	IU	SSPA	2005	97	20:13:56	30.52	83.66	14.7	6.2
22	IU	SSPA	2006	219	22:28:45	-15.84	167.82	148.5	6.8
23	IU	SSPA	2007	111	7:22:26	-3.55	151.35	407.8	6.1
24	IU	SSPA	2007	115	13:44:14	-14.32	166.85	67.8	6.4
25	IU	SSPA	2007	271	13:47:44	22.01	142.71	253.5	7.5
26	IU	SSPA	2008	146	8:31:04	32.60	105.38	14.0	6.1
27	IU	SSPA	2008	201	22:48:29	-17.40	-177.28	389.2	6.3
28	IU	SSPA	2008	279	16:01:14	39.56	73.79	29.0	6.6
29	IU	SSPA	2008	355	10:37:43	36.55	142.50	0.1	6.2
30	IU	SSPA	2009	59	14:42:33	-60.57	-24.92	15.0	6.3
31	IU	SSPA	2009	240	2:00:58	37.67	95.76	12.1	6.3
32	IU	SSPA	2009	246	13:35:01	31.18	130.18	167.2	6.2
33	IU	SSPA	2009	264	9:02:41	27.37	91.46	16.1	6.1
34	IU	SSPA	2009	281	8:38:49	-13.32	166.03	40.1	6.7
35	IU	SSPA	2009	313	10:53:26	-17.27	178.45	591.3	7.3
36	IU	SSPA	2009	326	7:56:50	-17.82	-178.37	526.8	6.3
37	IU	SSPA	2010	107	23:26:02	-6.70	147.30	65.9	6.2
38	IU	SSPA	2010	123	10:36:25	29.67	141.01	89.6	6.1

39	IU	SSPA	2010	227	15:19:48	-5.78	148.38	180.8	6.3
40	IU	SSPA	2010	260	19:29:26	36.54	70.97	215.4	6.2
41	IU	SSPA	2011	12	21:41:00	26.97	140.02	524.5	6.5
42	IU	SSPA	2011	18	20:32:11	28.68	63.99	79.9	7.2
43	IU	SSPA	2011	113	4:26:58	-10.36	161.25	85.6	6.8
44	IU	SSPA	2012	210	20:14:13	-4.65	153.17	41.0	6.5
45	IU	SSPA	2013	106	10:53:05	28.11	62.05	82.0	7.7
46	IU	SSPA	2013	271	7:43:10	27.18	65.51	12.0	6.8
47	IU	SSPA	2013	289	10:41:16	-6.45	154.93	35.0	6.8
48	IU	SSPA	2014	43	9:28:41	35.91	82.59	10.0	6.9
1	PE	UPAO	2011	18	20:32:16	28.68	63.99	79.9	7.2
2	PE	UPAO	2011	200	19:44:07	40.16	71.50	19.5	6.2
3	PE	UPAO	2011	211	19:02:04	36.96	141.08	48.1	6.4
4	PE	UPAO	2011	248	18:06:27	3.03	98.00	106.6	6.7
5	PE	UPAO	2012	33	13:44:45	-17.83	167.13	23.0	5.5
6	PE	UPAO	2012	133	23:37:13	38.61	70.35	10.0	5.9
7	PE	UPAO	2013	107	3:24:45	28.11	62.35	56.2	5.6
1	PE	WRPS	2011	18	20:32:11	28.68	63.99	79.9	7.2
2	PE	WRPS	2011	200	19:44:02	40.16	71.50	19.5	6.2
3	PE	WRPS	2013	134	0:40:43	18.73	145.29	602.3	6.8
4	PE	WRPS	2013	271	7:43:09	27.18	65.51	12.0	6.8
5	PE	WRPS	2014	43	9:28:41	35.91	82.59	10.0	6.9
1	LD	MVL	2011	113	10:20:57	39.17	142.94	31.7	6.0
2	LD	MVL	2011	173	21:59:00	39.98	142.46	32.1	6.7
3	LD	MVL	2011	191	1:05:26	38.06	143.30	24.7	7.0
4	LD	MVL	2011	200	19:44:04	40.16	71.50	19.5	6.2
5	LD	MVL	2011	261	12:50:19	27.80	88.15	29.6	6.9
6	LD	MVL	2011	345	10:03:43	-56.05	-28.21	130.6	6.3
7	LD	MVL	2012	24	1:01:01	-24.90	178.60	579.0	6.3
8	LD	MVL	2012	74	9:16:39	40.89	144.94	12.0	5.6
9	LD	MVL	2012	144	15:10:27	41.34	142.08	46.0	5.5
10	LD	MVL	2012	238	14:24:13	42.42	142.91	54.5	5.9
11	LD	MVL	2012	239	15:16:37	2.19	126.84	91.1	6.6
12	LD	MVL	2013	111	3:30:27	29.93	138.89	421.9	6.1
13	LD	MVL	2013	146	6:16:31	39.93	67.35	15.8	5.7
14	LD	MVL	2013	207	21:42:14	-57.91	-23.84	13.0	6.2
15	LD	MVL	2014	180	6:05:38	24.39	142.63	48.0	6.2
16	LD	MVL	2014	181	20:03:41	28.34	138.84	511.0	6.2

17	LD	MVL	2014	230	2:40:09	32.70	47.70	10.2	6.2