GSA Data Repository Item 2016184
R. Carosi et al., 2016, Middle to late Eocene exhumation of the Greater Himalayan Sequence in the Central Himalayas: Progressive accretion from the Indian plate: GSA Bulletin, doi:10.1130/B31471.1.

Supplementary figure captions

Figure DR1. Kinematic indicators from sample KL -19 pointing a top-to –the South sense of shear: (a) foliation fish; (b) garnet porphyroclast with asymmetric strain shadows (modified after Carosi et al., 2014).

Figure DR2. Magnetite-ilmenite relationships in sample KL-19, observed with an optical microscope. (a) Panoramic view under transmitted light (parallel nicols); (b) magnetite (pinkish grey) and ilmenite (brownish grey, bireflectance) under reflected light (parallel nicols); (c) reflected light (crossed nicols);

Figure DR3. Sample KL-19 pressure (P) – temperature (T) pseudosection (MnNCKFMASHTO system) removing garnet core from the total bulk composition (applying the method of Evans, 2004);

Figure DR4. Details of isopleth contouring for: (a) XCa (i.e. Ca/(Ca+Mg+Mn+Fe)) in garnet (Grt); (b) XMg (i.e. Mg/(Ca+Mg+Mn+Fe)) in garnet; (c) Si^{4+} (p.f.u.) in white mica; (d) XMg in staurolite; (e) Na/Na+Ca (i.e. XAb) in the plagioclase feldspar and (f) modal amount of garnet (Vol% Grt) in 100% solids.


A
N
S
Wm
Qz
Bt
Pl
1000 µm
B
N
S
Bt
Qz
Wm
Mag
Ilm
1000 µm


A
Pl
Qz
Mag
Ilm
Wm
Bt
500 µm
B
Mag
Ilm
500 µm
C
Mag
Ilm
500 µm

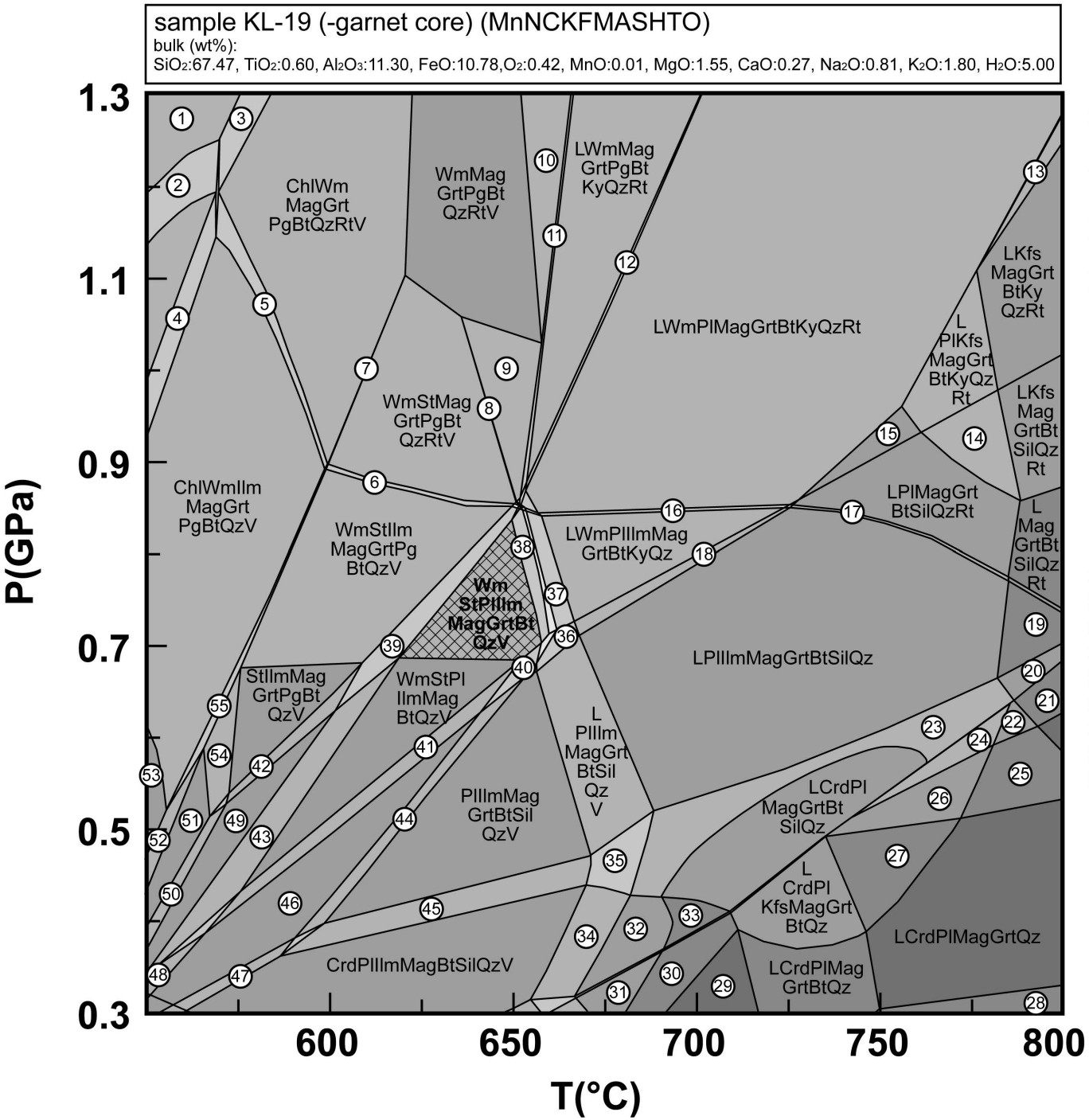

1 ChlWmMagGrtCpxPgQzRtV
2 ChlWmIlmMagGrtCpxPgQzRtV
3 ChlWmMagGrtCpxPgBtQzRtV
4 ChlWmIlmMagGrtCpxPgBtQzV
5 ChlWmIlmMagGrtPgBtQzRtV
6 WmStIlmMagGrtPgBtQzRtV
7 ChlWmStMagGrtPgBtQzRtV
8 WmStMagGrtPgBtKyQzRtV
9 WmMagGrtPgBtKyQzRtV
10 LWmMagGrtPgBtQzRtV
11 LWmMagGrtPgBtKyQzRtV
12 LWmPlMagGrtPgBtKyQzRt
13 LWmKfsMagGrtBtKyQzRt
14 LPlKfsMagGrtBtSilQzRt
15 LPlMagGrtBtKyQzRt
16 LWmPlIlmMagGrtBtKyQzRt
17 LPlIlmMagGrtBtSilQzRt
18 LWmPlIlmMagGrtBtSilQz
19 LIlmMagGrtBtSilQz
20 LCrdIlmMagGrtBtSilQz
21 LCrdIlmMagGrtSilQz
22 LCrdPlIlmMagGrtSilQz
23 LCrdPlIlmMagGrtBtSilQz
24 LCrdPlKfsIlmMagGrtSilQz
25 LCrdPlMagGrtSilQz
26 LCrdPlKfsMagGrtSilQz
27 LCrdPlKfsMagGrtQz
28 OpxLCrdPlMagGrtQz
29 LCrdPlMagBtQz
30 LCrdPlKfsMagBtQz
31 LCrdPlKfsIlmMagBtQz
32 LCrdPlIlmMagBtSilQz
33 LCrdPlMagBtSilQz
34 LCrdPlIlmMagBtSilQzV
35 LCrdPlIlmMagGrtBtSilQzV
36 LWmPlIlmMagGrtBtSilQzV
37 LWmPlIlmMagGrtBtKyQzV
38 LWmStPlIlmMagGrtBtQzV
39 WmStPlIlmMagGrtPgBtQzV
40 WmStPlIlmMagGrtBtSilQzV
41 WmStPlIlmMagBtSilQzV
42 StPlIlmMagGrtPgBtQzV
43 WmStPlIlmMagPgBtQzV
44 StPlIlmMagGrtBtSilQzV
45 CrdPlIlmMagGrtBtSilQzV
46 StPlIlmMagBtSilQzV
47 StCrdPlIlmMagBtSilQzV
48 StPlIlmMagPgBtSilQzV
49 StPlIlmMagPgBtQzV
50 ChlStPlIlmMagPgBtQzV
51 ChlStIlmMagPgBtQzV
52 ChlWmStIlmMagPgBtQzV
53 ChlWmIlmMagPgBtQzV
54 ChlStIlmMagGrtPgBtQzV
55 ChlWmStIlmMagGrtPgBtQzV

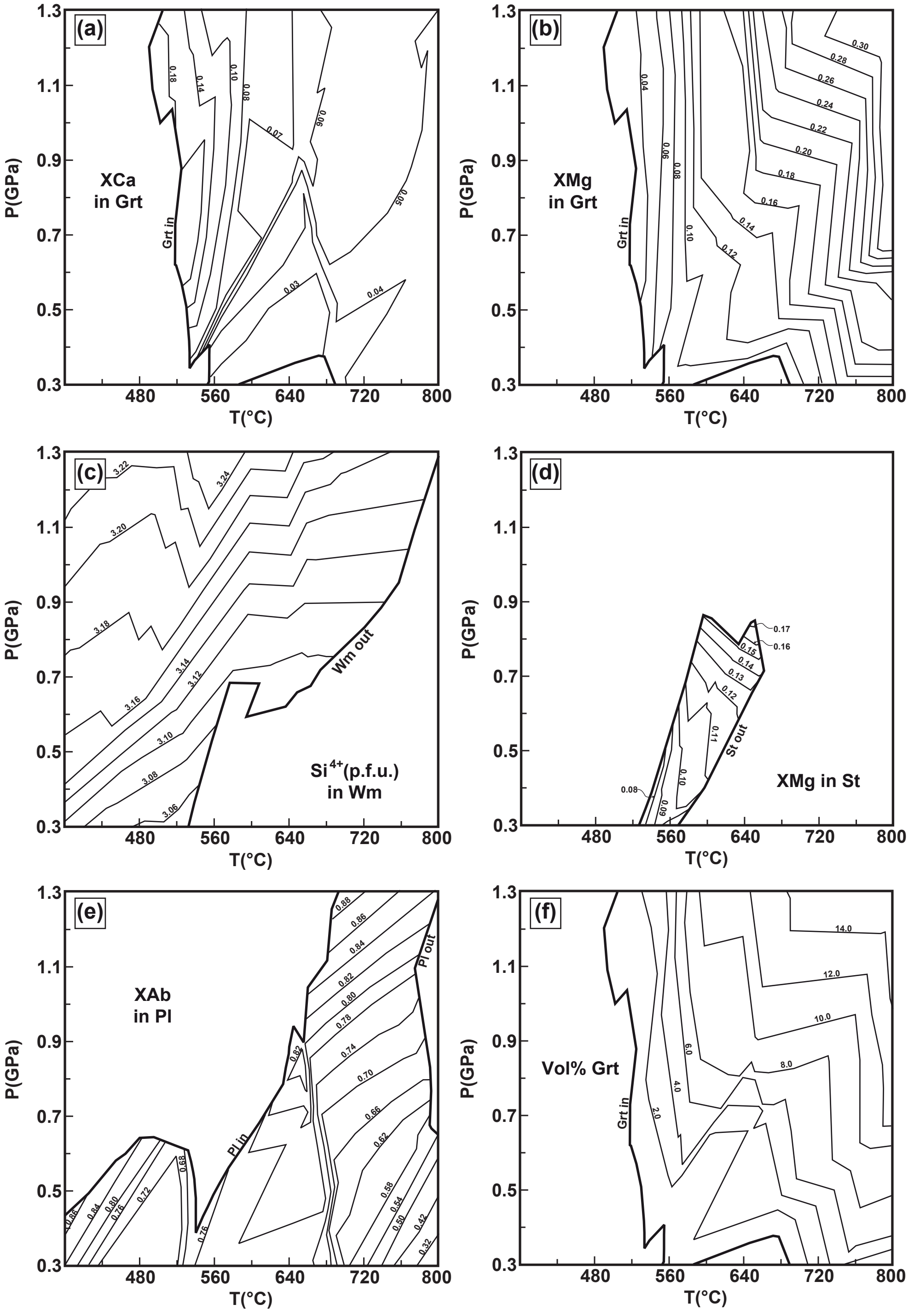
(a)
XCa
in Grt
Grt in
0.18
0.14
0.10
0.08
0.07
0.06
0.05
0.03
0.04
(b)
XMg
in Grt
Grt in
0.04
0.06
0.08
0.10
0.12
0.14
0.16
0.18
0.20
0.22
0.24
0.26
0.28
0.30
(c)
Si4+(p.f.u.)
in Wm
Wm out
3.22
3.24
3.20
3.18
3.16
3.14
3.12
3.10
3.08
3.06
(d)
XMg in St
St out
0.17
0.16
0.15
0.14
0.13
0.12
0.11
0.10
0.09
0.08
(e)
XAb
in Pl
Pl in
Pl out
0.88
0.86
0.84
0.82
0.80
0.78
0.74
0.70
0.66
0.62
0.58
0.54
0.50
0.42
0.32
0.68
0.76
0.72
0.76
0.80
0.84
0.86
(f)
Vol% Grt
Grt in
14.0
12.0
10.0
8.0
6.0
4.0
2.0
P(GPa)
T(°C)
1.3
1.1
0.9
0.7
0.5
0.3
480
560
640
720
800