GSA Data Repository Item 2015079

Table DR1. Representative chemical analyses of chlorite from Kea & Serifos, West Cyclades

Figure DR1. SEM-BSE images of white mica from Kea and Serifos, West Cyclades. Labeled spots are locations of EMPA analyses.

Figure DR2. WDS chemical maps of white mica for Al, Fe and Mg of samples EC-4, -9, -10, -13. Warm colors are higher elemental concentrations, and cooler colors are lower elemental concentrations.

Figure DR3. Photos of rock slabs showing the spots of laser ablation for white mica $^{40}Ar/^{39}Ar$ dating of samples from Kea and Serifos, West Cyclades.

Figure DR4. Photos showing the spots of laser ablation for white mica $^{40}Ar/^{39}Ar$ dating of samples from Kea and Serifos, West Cyclades. Numbers for samples are as they appear in Table 5.

Figure DR5. Graphs of apparent age (Ma) versus $^{37}Ar/^{39}Ar$ analyses and apparent age (Ma) versus $^{38}Ar/^{39}Ar$ analyses of white mica from Kea and Serifos, West Cyclades.

Table DR1. Representative chemical analyses of chlorite from Kea & Serifos, West Cyclades

	Kea					
	Mean	Std	Mean	Std	Mean	Std
Chlorite	EC-4		EC-9		EC-10	
Wt.%	n:7/10		n:2/17		n:19/23	
SiO_2	26.55	0.19	26.58	0.21	26.45	0.33
TiO_2	0.04	0.03	0.08	0.03	0.03	0.02
Al_2O_3	21.59	0.27	22.03	0.04	20.85	0.31
FeO_{total}	22.29	0.40	22.98	0.13	17.32	0.57
MnO	0.28	0.05	0.03	0.00	0.10	0.03
MgO	16.78	0.27	15.53	0.17	19.74	0.31
CaO	0.04	0.03	0.05	0.01	0.10	0.09
Na_2O	0.01	0.01	0.02	0.00	0.01	0.01
K_2O	0.05	0.04	0.26	0.04	0.02	0.01
F	0.07	0.04	0.11	0.01	0.04	0.03
Cl	0.00	0.00	0.00	0.00	0.00	0.00
Total	87.67	0.35	87.61	0.47	84.65	1.07
Structural formulae calculated on 14 oxygens						
Si	2.747	0.020	2.760	0.006	2.765	0.022
Ti	0.003	0.002	0.006	0.002	0.003	0.002
Al	2.633	0.030	2.695	0.010	2.569	0.034
Fe	1.928	0.032	1.995	0.000	1.514	0.040
Mn	0.024	0.005	0.003	0.000	0.009	0.002
Mg	2.588	0.045	2.403	0.012	3.076	0.031
Ca	0.004	0.003	0.005	0.002	0.011	0.010
Na	0.002	0.002	0.003	0.000	0.001	0.001
K	0.007	0.006	0.034	0.005	0.003	0.002
F	0.023	0.012	0.037	0.004	0.012	0.010
Cl	0.001	0.001	0.000	0.000	0.001	0.001
Cation site distribution						
Si(T1)	1.831	0.014	1.840	0.004	1.843	0.015
Si(T2)	0.916	0.007	0.920	0.002	0.922	0.007
Al(T2)(IV)	1.253	0.020	1.240	0.006	1.235	0.022
Al(M4)	1.000	0.000	1.000	0.000	1.000	0.000
Fe(M1)	0.280	0.005	0.289	0.000	0.220	0.006
Mg(M1)	0.375	0.007	0.348	0.002	0.446	0.004
Al(M1)(VI)	0.242	0.018	0.216	0.006	0.258	0.013
v(M1)	0.103	0.023	0.146	0.008	0.077	0.016
Mg(M2+M3)	2.213	0.039	2.055	0.010	2.630	0.026
Fe(M2+M3)	1.649	0.027	1.706	0.000	1.294	0.034
Al(M2+M3)	0.138	0.034	0.239	0.010	0.076	0.024
End member decomposition (%)						
Daphnite	16	0.02	23	0.00	2	0.00
Clinochlore	68	0.02	59	0.01	82	0.01
Mg-Amesite	15	0.01	12	0.00	16	0.01
Mg-Sudoite	1	0.01	5	0.01	0	0.00

Table DR1. (*continued*)

Serifos

	Mean	Std	Mean	Std	Mean	Std
Chlorite	EC-13		EC-14		EC-16	
Wt.%	n:13/18		n:34/35		n:32/34	
SiO_2	27.38	0.50	26.46	0.35	26.24	0.37
TiO_2	0.03	0.01	0.04	0.02	0.05	0.03
Al_2O_3	20.60	0.39	21.32	0.30	21.57	0.36
FeO_{total}	18.13	1.75	24.80	0.35	24.01	0.62
MnO	0.16	0.21	0.31	0.18	0.17	0.04
MgO	20.60	1.32	15.12	0.32	15.04	0.42
CaO	0.10	0.05	0.08	0.07	0.03	0.02
Na_2O	0.01	0.01	0.00	0.00	0.01	0.01
K_2O	0.04	0.04	0.02	0.03	0.06	0.06
F	0.08	0.03	0.01	0.01	0.02	0.03
Cl	0.01	0.01	0.00	0.00	0.00	0.00
Total	87.10	0.36	88.15	0.42	87.19	0.47
Structural formulae calculated on 14 oxygens						
Si	2.791	0.034	2.758	0.029	2.754	0.033
Ti	0.002	0.001	0.003	0.002	0.004	0.003
Al	2.474	0.044	2.620	0.039	2.667	0.048
Fe	1.547	0.164	2.161	0.033	2.107	0.056
Mn	0.014	0.018	0.027	0.016	0.015	0.004
Mg	3.128	0.181	2.349	0.043	2.353	0.061
Ca	0.011	0.005	0.009	0.008	0.003	0.002
Na	0.002	0.003	0.001	0.001	0.001	0.001
K	0.005	0.006	0.003	0.004	0.007	0.008
F	0.025	0.010	0.004	0.005	0.005	0.009
Cl	0.001	0.001	0.001	0.001	0.001	0.001
Cation site distribution						
Si(T1)	1.860	0.022	1.839	0.020	1.836	0.022
Si(T2)	0.930	0.011	0.919	0.010	0.918	0.011
Al(T2)(IV)	1.209	0.034	1.242	0.029	1.246	0.033
Al(M4)	1.000	0.000	1.000	0.000	1.000	0.000
Fe(M1)	0.224	0.024	0.313	0.005	0.306	0.008
Mg(M1)	0.454	0.026	0.341	0.006	0.341	0.009
Al(M1)(VI)	0.262	0.025	0.234	0.017	0.234	0.019
v(M1)	0.060	0.032	0.111	0.020	0.119	0.023
Mg(M2+M3)	2.675	0.155	2.009	0.037	2.012	0.052
Fe(M2+M3)	1.322	0.140	1.848	0.029	1.801	0.048
Al(M2+M3)	0.003	0.053	0.143	0.023	0.187	0.027
End member decomposition (%)						
Daphnite	3	0.05	34	0.04	31	0.05
Clinochlore	81	0.05	52	0.03	54	0.05
Mg-Amesite	15	0.02	12	0.01	12	0.01
Mg-Sudoite	0	0.00	1	0.01	3	0.01

Figure DR1

Cossette et al., Lithological, rheological and fluid infiltration control on 40Ar/39Ar ages in polydeformed rocks from the West Cycladic Detachment System, Greece

BSE images of white mica-chlorite pairs from samples EC-4, -9, -10, -13, -14, and -16. Photos show the structure of the mineral pairs, and location of EMPA mineral chemistry spot analyses. Spot locations labeled –chl are chlorite (brighter grey areas), and –wm are white mica (medium grey areas).



Project : Micas
Image : image001
Date : 2012/02/29 13:03:51
Acc. : 15 kV
Signal Type : COMPO

Data Name	Type	Pos.	Comment
Micas_0046	QNT	9	EC-4-photo1-wr
Micas_0046	QNT	9	EC-4-photo1-wr
Micas_0046	QNT	10	EC-4-photo1-wr
Micas_0046	QNT	11	EC-4-photo1-wr
Micas_0046	QNT	12	EC-4-photo1-wr
Micas_0046	QNT	13	EC-4-photo1-ch

Delete | Reset Position | Open Data

Clear | Marker Label : Comment

Marker Style

Color | Highlight

Font | Arial, 14.25pt



Project : Micas
Image : image032
Date : 2012/03/01 13:07:33
Acc. : 15 kV
Signal Type : COMPO

Name	Type	Pos.	Comment
_0069	QNT	394	EC-16-photo6-wm4
_0069	QNT	395	EC-16-photo6-wm5
_0069	QNT	396	EC-16-photo6-wm6
_0069	QNT	397	EC-16-photo6-wm7
_0069	QNT	398	EC-16-photo6-wm8
_0069	QNT	399	EC-16-photo6-chl1
_0069	QNT	400	EC-16-photo6-chl2
_0069	QNT	401	EC-16-photo6-chl3
_0069	QNT	402	EC-16-photo6-chl4
_0069	QNT	403	EC-16-photo6-chl5

Delete | Reset Position | Open Data

Clear | Marker Label : Comment

Marker Style

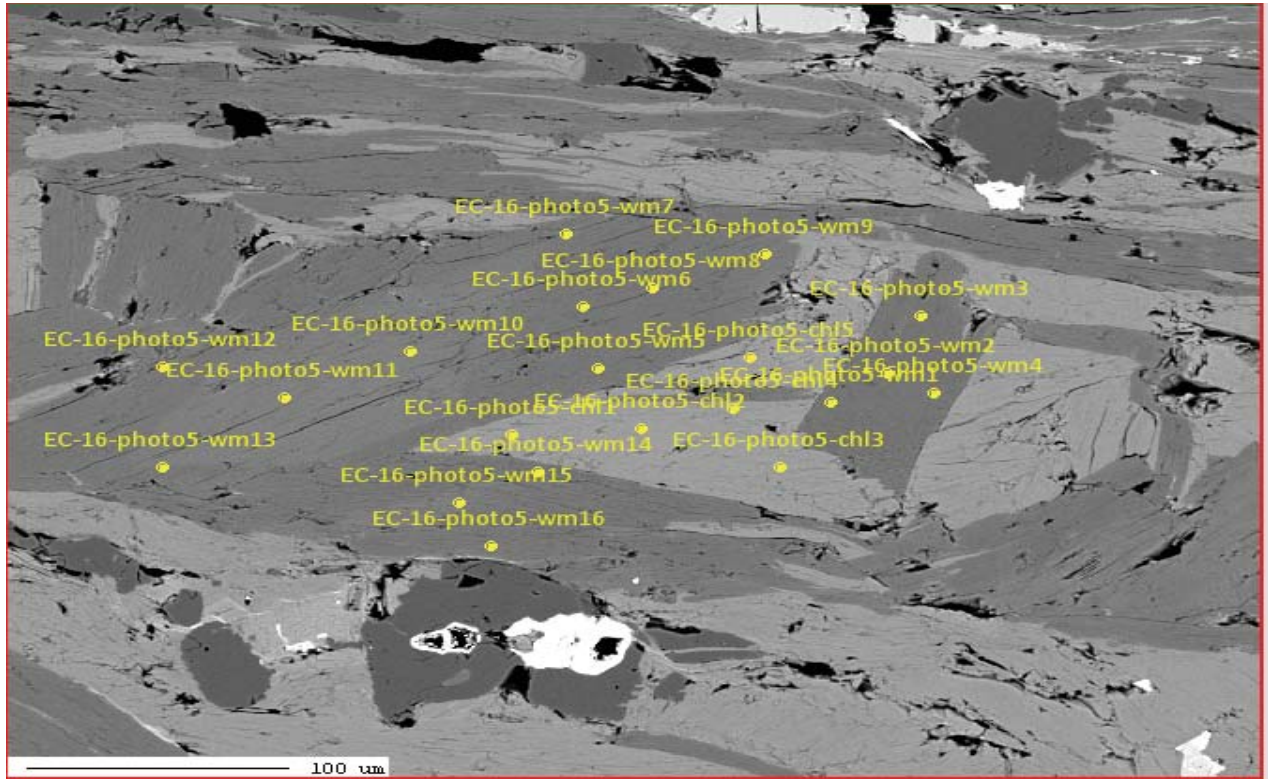

Project : Micas
Image : image031
Date : 2012/03/01 13:00:28
Acc. : 15 kV
Signal Type : COMPO

ame	Type	Pos.	Comment
0069	QNT	381	EC-16-photo5-wm12
0069	QNT	382	EC-16-photo5-wm13
0069	QNT	383	EC-16-photo5-wm14
0069	QNT	384	EC-16-photo5-wm15
0069	QNT	385	EC-16-photo5-wm16
0069	QNT	386	EC-16-photo5-chl1
0069	QNT	387	EC-16-photo5-chl2
0069	QNT	388	EC-16-photo5-chl3
0069	QNT	389	EC-16-photo5-chl4
0069	QNT	390	EC-16-photo5-chl5

Delete | Reset Position | Open Data

Clear | Marker Label : Comment

Marker Style

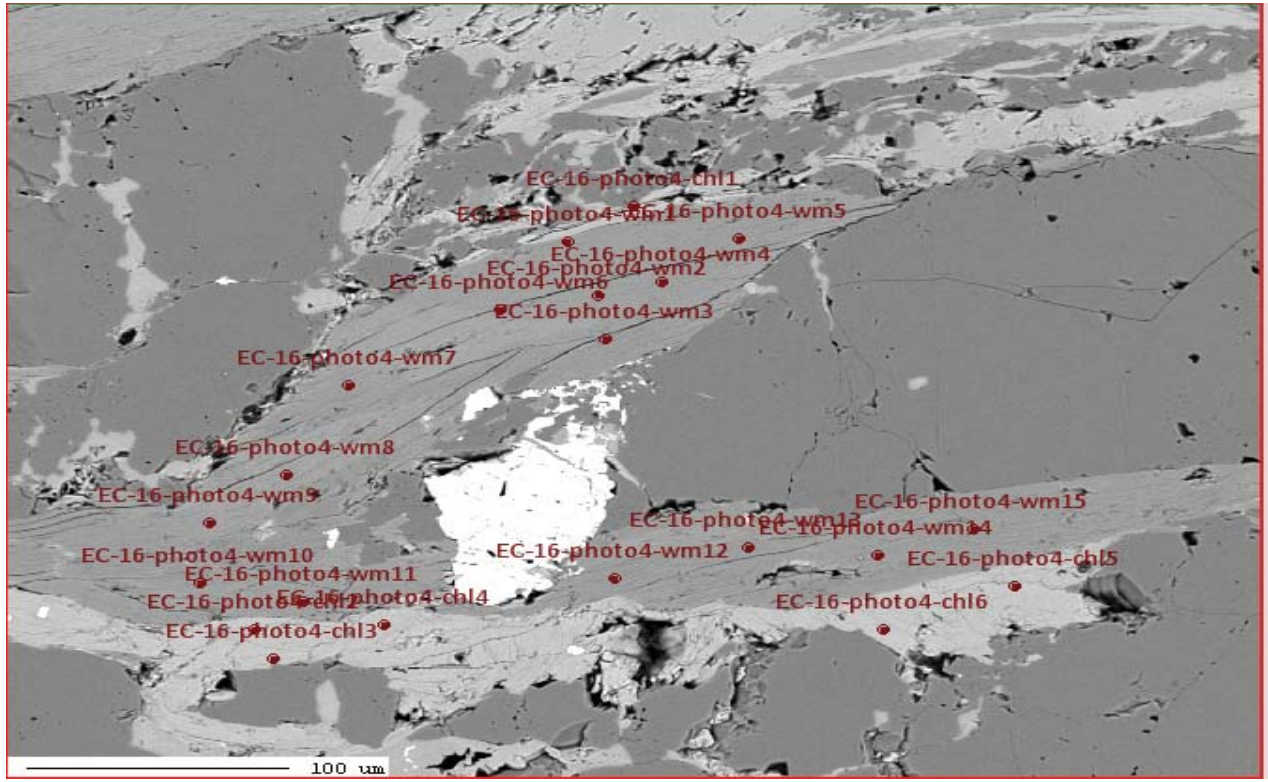

Project : Micas
Image : image030
Date : 2012/03/01 12:50:43
Acc. : 15 kV
Signal Type : COMPO

ame	Type	Pos.	Comment
0069	QNT	360	EC-16-photo4-wm12
0069	QNT	361	EC-16-photo4-wm13
0069	QNT	362	EC-16-photo4-wm14
0069	QNT	363	EC-16-photo4-wm15
0069	QNT	364	EC-16-photo4-chl1
0069	QNT	365	EC-16-photo4-chl2
0069	QNT	366	EC-16-photo4-chl3
0069	QNT	367	EC-16-photo4-chl4
0069	QNT	368	EC-16-photo4-chl5
0069	QNT	369	EC-16-photo4-chl6

Delete | Reset Position | Open Data

Clear | Marker Label : Comment

Marker Style



Project : Micas

Image : image029

Date : 2012/03/01 12:42:12

Acc. : 15 kV

Signal Type : COMPO

Name	Type	Pos.	Comment
_0069	QNT	339	EC-16-photo3-wm5
_0069	QNT	340	EC-16-photo3-wm6
_0069	QNT	341	EC-16-photo3-wm7
_0069	QNT	342	EC-16-photo3-wm8
_0069	QNT	343	EC-16-photo3-wm9
_0069	QNT	344	EC-16-photo3-chl1
_0069	QNT	345	EC-16-photo3-chl2
_0069	QNT	346	EC-16-photo3-chl3
_0069	QNT	347	EC-16-photo3-chl4
_0069	QNT	348	EC-16-photo3-chl5

Delete | Reset Position | Open Data

Clear | Marker Label : Comment

Marker Style



Project : Micas
Image : image028
Date : 2012/03/01 12:29:00
Acc. : 15 kV
Signal Type : COMPO

ame	Type	Pos.	Comment
0069	QNT	325	EC-16-photo2-chl1
0069	QNT	326	EC-16-photo2-chl2
0069	QNT	327	EC-16-photo2-chl3
0069	QNT	328	EC-16-photo2-chl4
0069	QNT	329	EC-16-photo2-chl5
0069	QNT	330	EC-16-photo2-chl6
0069	QNT	331	EC-16-photo2-chl7
0069	QNT	332	EC-16-photo2-wm11
0069	QNT	333	EC-16-photo2-wm12
0069	QNT	334	EC-16-photo2-wm13

Delete | Reset Position | Open Data

Clear | Marker Label : Comment

Marker Style



Project : Micas
Image : image027
Date : 2012/03/01 12:21:34
Acc. : 15 kV
Signal Type : COMPO

ame	Type	Pos.	Comment
0069	QNT	305	EC-16-photo1-wm9
0069	QNT	306	EC-16-photo1-wm10
0069	QNT	307	EC-16-photo1-wm11
0069	QNT	308	EC-16-photo1-wm12
0069	QNT	309	EC-16-photo1-chl1
0069	QNT	310	EC-16-photo1-chl2
0069	QNT	311	EC-16-photo1-chl3
0069	QNT	312	EC-16-photo1-chl4
0069	QNT	313	EC-16-photo1-chl5
0069	QNT	314	EC-16-photo1-chl6

Delete | Reset Position | Open Data

Clear | Marker Label : Comment

Marker Style



Project : Micas
Image : image026
Date : 2012/03/01 12:02:21
Acc. : 15 kV
Signal Type : COMPO

ame	Type	Pos.	Comment
0069	QNT	273	EC-14-photo4-wm1
0069	QNT	274	EC-14-photo4-wm2
0069	QNT	275	EC-14-photo4-wm3
0069	QNT	276	EC-14-photo4-wm4
0069	QNT	277	EC-14-photo4-wm5
0069	QNT	278	EC-14-photo4-wm6
0069	QNT	279	EC-14-photo4-wm7
0069	QNT	280	EC-14-photo4-wm8
0069	QNT	281	EC-14-photo4-wm9
0069	QNT	282	EC-14-photo4-wm10

Delete | Reset Position | Open Data

Clear | Marker Label : Comment

Marker Style



Project : Micas
Image : image025
Date : 2012/03/01 11:51:03
Acc. : 15 kV
Signal Type : COMPO

Name	Type	Pos.	Comment
0069	QNT	263	EC-14-photo3-wm12
0069	QNT	264	EC-14-photo3-chl1
0069	QNT	265	EC-14-photo3-chl2
0069	QNT	266	EC-14-photo3-chl3
0069	QNT	267	EC-14-photo3-chl4
0069	QNT	268	EC-14-photo3-chl5
0069	QNT	269	EC-14-photo3-chl6
0069	QNT	270	EC-14-photo3-chl7
0069	QNT	271	EC-14-photo3-chl8
0069	QNT	272	EC-14-photo3-chl9

Delete | Reset Position | Open Data

Clear | Marker Label : Comment

Marker Style



Project : Micas
Image : image024
Date : 2012/03/01 11:25:40
Acc. : 15 kV
Signal Type : COMPO

ame	Type	Pos.	Comment
0069	QNT	224	EC-14-photo2-wm1
0069	QNT	225	EC-14-photo2-wm2
0069	QNT	226	EC-14-photo2-wm3
0069	QNT	227	EC-14-photo2-wm4
0069	QNT	228	EC-14-photo2-wm5
0069	QNT	229	EC-14-photo2-wm6
0069	QNT	230	EC-14-photo2-wm7
0069	QNT	231	EC-14-photo2-wm8
0069	QNT	232	EC-14-photo2-wm9
0069	QNT	233	EC-14-photo2-wm10

Delete | Reset Position | Open Data

Clear | Marker Label : Comment

Marker Style



Project : Micas

Image : image023

Date : 2012/03/01 11:11:39

Acc. : 15 kV

Signal Type : COMPO

Name	Type	Pos.	Comment
_0069	QNT	214	EC-14-photo1-wm5
_0069	QNT	215	EC-14-photo1-wm6
_0069	QNT	216	EC-14-photo1-wm7
_0069	QNT	217	EC-14-photo1-wm8
_0069	QNT	218	EC-14-photo1-wm9
_0069	QNT	219	EC-14-photo1-chl1
_0069	QNT	220	EC-14-photo1-chl2
_0069	QNT	221	EC-14-photo1-chl3
_0069	QNT	222	EC-14-photo1-chl4
_0069	QNT	223	EC-14-photo1-chl5

Delete | Reset Position | Open Data

Clear | Marker Label : Comment

Marker Style

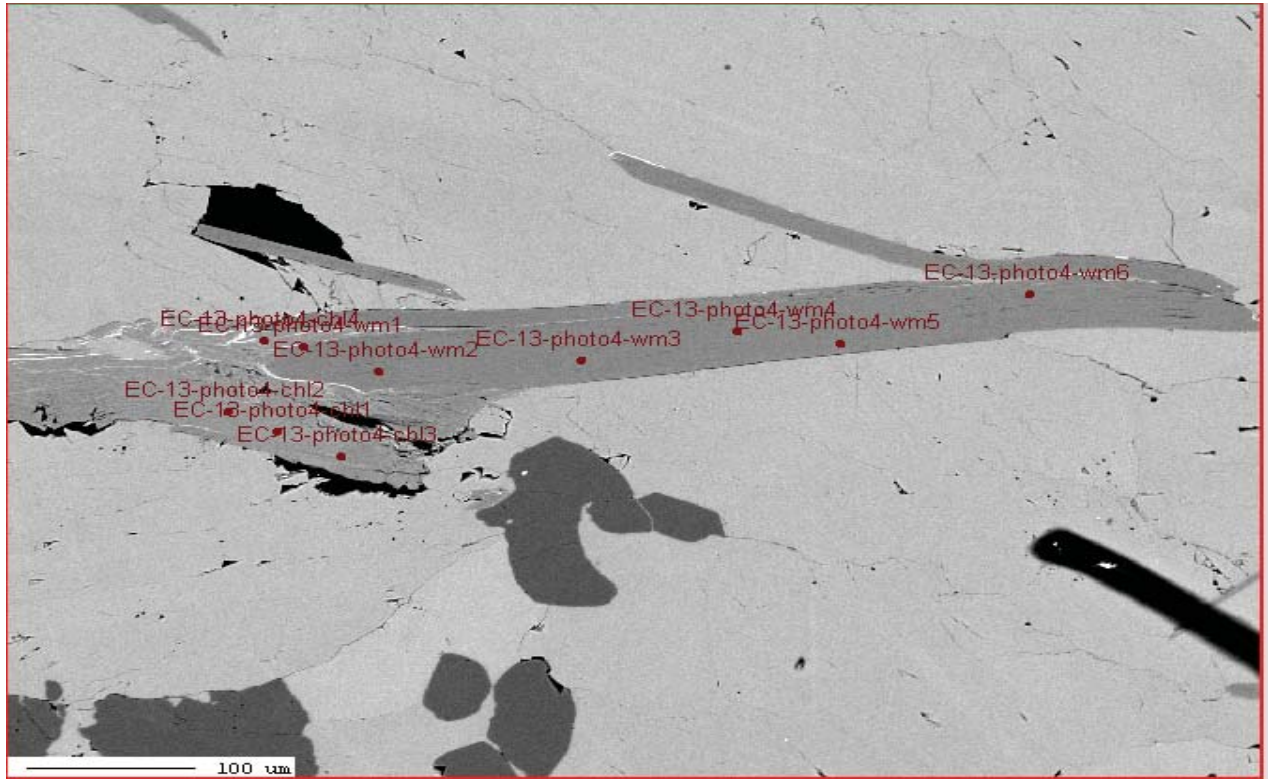

Project : Micas
Image : image017
Date : 2012/02/29 17:00:36
Acc. : 15 kV
Signal Type : COMPO

ata Name	Type	Pos.	Comment
cas_0046	QNT	137	EC-13-photo4-wm1
cas_0046	QNT	138	EC-13-photo4-wm2
cas_0046	QNT	139	EC-13-photo4-wm3
cas_0046	QNT	140	EC-13-photo4-wm4
cas_0046	QNT	141	EC-13-photo4-wm5
cas_0046	QNT	142	EC-13-photo4-wm6
cas_0046	QNT	143	EC-13-photo4-chl1
cas_0046	QNT	144	EC-13-photo4-chl2
cas_0046	QNT	145	EC-13-photo4-chl3
cas_0046	QNT	146	EC-13-photo4-chl4

Delete | Reset Position | Open Data

Clear | Marker Label : Comment

Marker Style

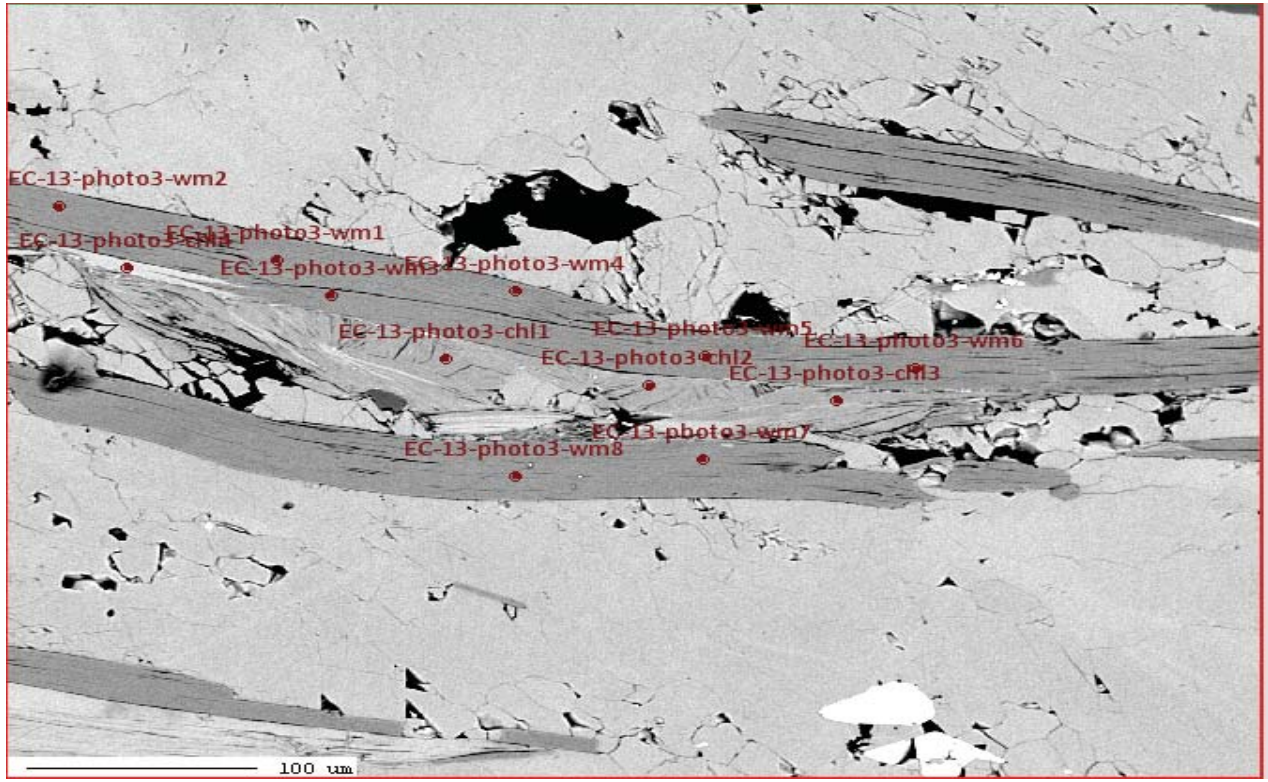

Project : Micas
Image : image016
Date : 2012/02/29 16:24:42
Acc. : 15 kV
Signal Type : COMPO

Name	Type	Pos.	Comment
_0046	QNT	127	EC-13-photo3-wm3
_0046	QNT	128	EC-13-photo3-wm4
_0046	QNT	129	EC-13-photo3-wm5
_0046	QNT	130	EC-13-photo3-wm6
_0046	QNT	131	EC-13-photo3-wm7
_0046	QNT	132	EC-13-photo3-wm8
_0046	QNT	133	EC-13-photo3-chl1
_0046	QNT	134	EC-13-photo3-chl2
_0046	QNT	135	EC-13-photo3-chl3
_0046	QNT	136	EC-13-photo3-chl4

Delete | Reset Position | Open Data

Clear | Marker Label : Comment

Marker Style



Project : Micas
Image : image015
Date : 2012/02/29 16:19:35
Acc. : 15 kV
Signal Type : COMPO

Name	Type	Pos.	Comment
_0046	QNT	119	EC-13-photo2-wm7
_0046	QNT	120	EC-13-photo2-chl1
_0046	QNT	121	EC-13-photo2-chl2
_0046	QNT	122	EC-13-photo2-chl3
_0046	QNT	123	EC-13-photo2-chl4
_0046	QNT	124	EC-13-photo2-chl5

Delete | Reset Position | Open Data

Clear | Marker Label : Comment

Marker Style

Color | Highlight

Font | Calibri, 11.25pt

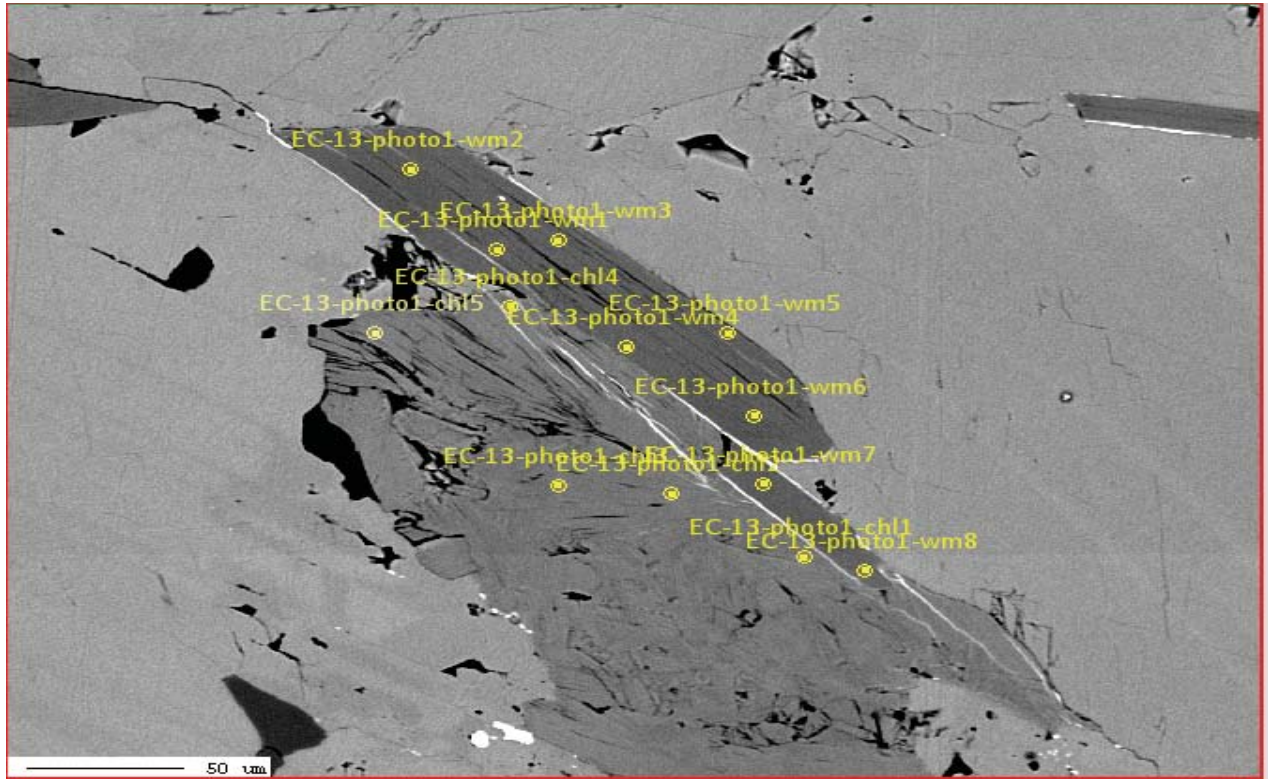

Project : Micas
Image : image011
Date : 2012/02/29 16:05:56
Acc. : 15 kV
Signal Type : COMPO

Name	Type	Pos.	Comment
_0046	QNT	103	EC-13-photo1-wm4
_0046	QNT	104	EC-13-photo1-wm5
_0046	QNT	105	EC-13-photo1-wm6
_0046	QNT	106	EC-13-photo1-wm7
_0046	QNT	107	EC-13-photo1-wm8
_0046	QNT	108	EC-13-photo1-chl1
_0046	QNT	109	EC-13-photo1-chl2
_0046	QNT	110	EC-13-photo1-chl3
_0046	QNT	111	EC-13-photo1-chl4
_0046	QNT	112	EC-13-photo1-chl5

Delete | Reset Position | Open Data

Clear | Marker Label : Comment

Marker Style

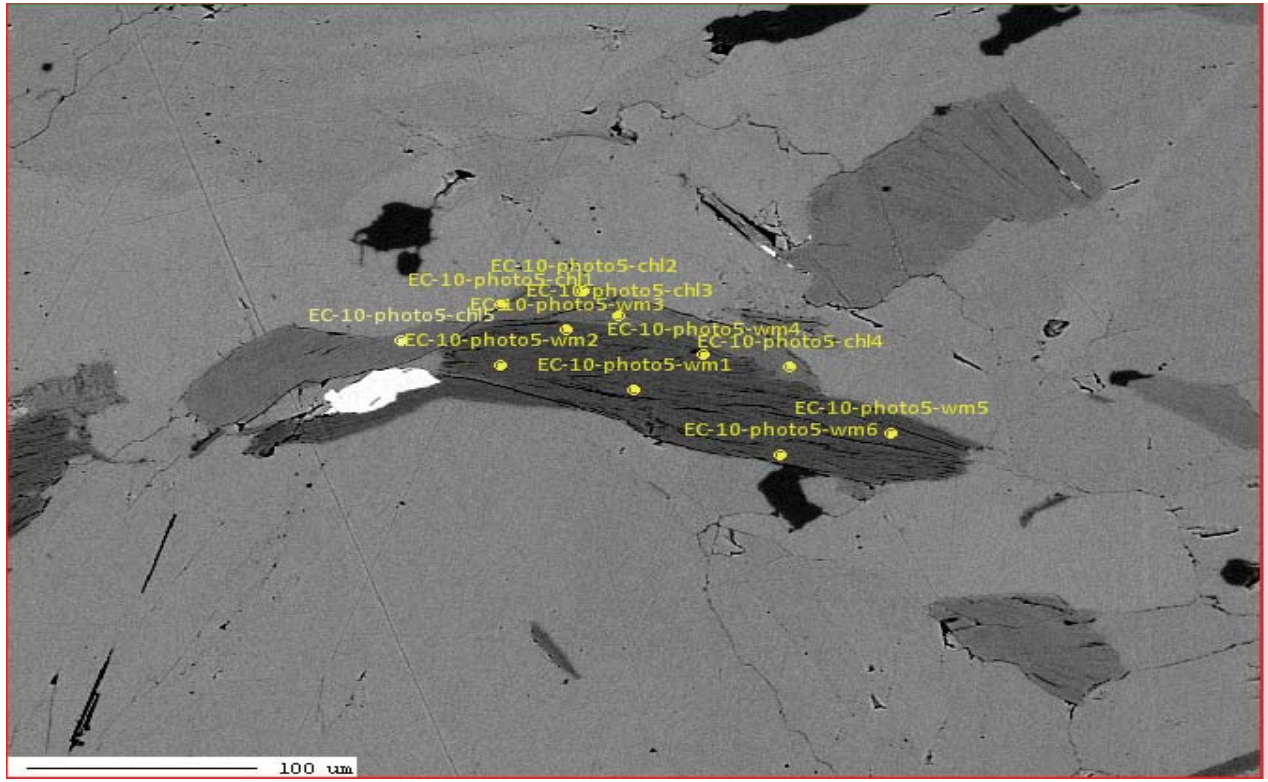

Project : Micas
Image : image022
Date : 2012/02/29 17:52:22
Acc. : 15 kV
Signal Type : COMPO

Name	Type	Pos.	Comment
_0046	QNT	196	EC-10-photo5-wm2
_0046	QNT	197	EC-10-photo5-wm3
_0046	QNT	198	EC-10-photo5-wm4
_0046	QNT	199	EC-10-photo5-wm5
_0046	QNT	200	EC-10-photo5-wm6
_0046	QNT	201	EC-10-photo5-chl1
_0046	QNT	202	EC-10-photo5-chl2
_0046	QNT	203	EC-10-photo5-chl3
_0046	QNT	204	EC-10-photo5-chl4
_0046	QNT	205	EC-10-photo5-chl5

Delete | Reset Position | Open Data

Clear | Marker Label : Comment

Marker Style

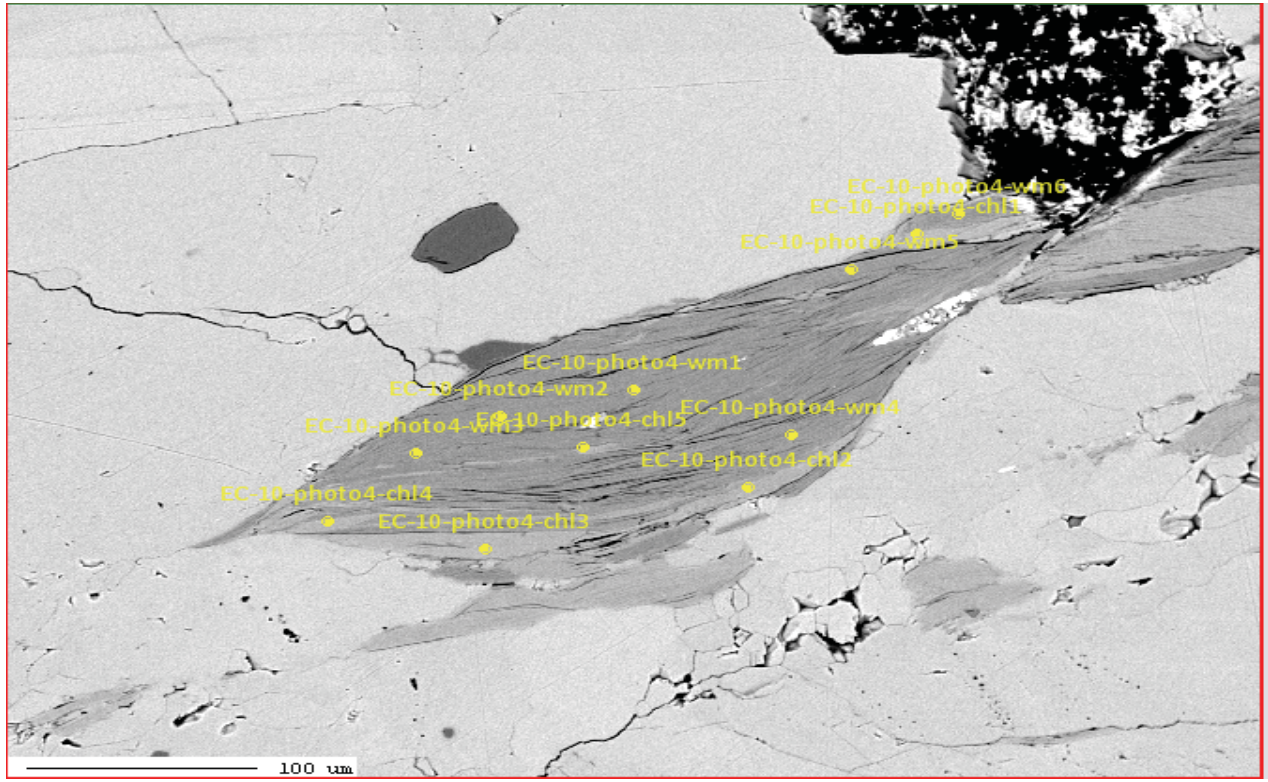

Project : Micas
Image : image021
Date : 2012/02/29 17:45:18
Acc. : 15 kV
Signal Type : COMPO

Name	Type	Pos.	Comment
_0046	QNT	185	EC-10-photo4-wm2
_0046	QNT	186	EC-10-photo4-wm3
_0046	QNT	187	EC-10-photo4-wm4
_0046	QNT	188	EC-10-photo4-wm5
_0046	QNT	189	EC-10-photo4-wm6
_0046	QNT	190	EC-10-photo4-chl1
_0046	QNT	191	EC-10-photo4-chl2
_0046	QNT	192	EC-10-photo4-chl3
_0046	QNT	193	EC-10-photo4-chl4
_0046	QNT	194	EC-10-photo4-chl5

Delete | Reset Position | Open Data

Clear | Marker Label : Comment

Marker Style



Project : Micas
Image : image020
Date : 2012/02/29 17:39:04
Acc. : 15 kV
Signal Type : COMPO

ata Name	Type	Pos.	Comment
cas_0046	QNT	174	EC-10-photo3-wm1
cas_0046	QNT	175	EC-10-photo3-wm2
cas_0046	QNT	176	EC-10-photo3-wm3
cas_0046	QNT	177	EC-10-photo3-wm4
cas_0046	QNT	178	EC-10-photo3-wm5
cas_0046	QNT	179	EC-10-photo3-wm6
cas_0046	QNT	180	EC-10-photo3-chl1
cas_0046	QNT	181	EC-10-photo3-chl2
cas_0046	QNT	182	EC-10-photo3-chl3
cas_0046	QNT	183	EC-10-photo3-chl4

Delete | Reset Position | Open Data

Clear | Marker Label : Comment

Marker Style

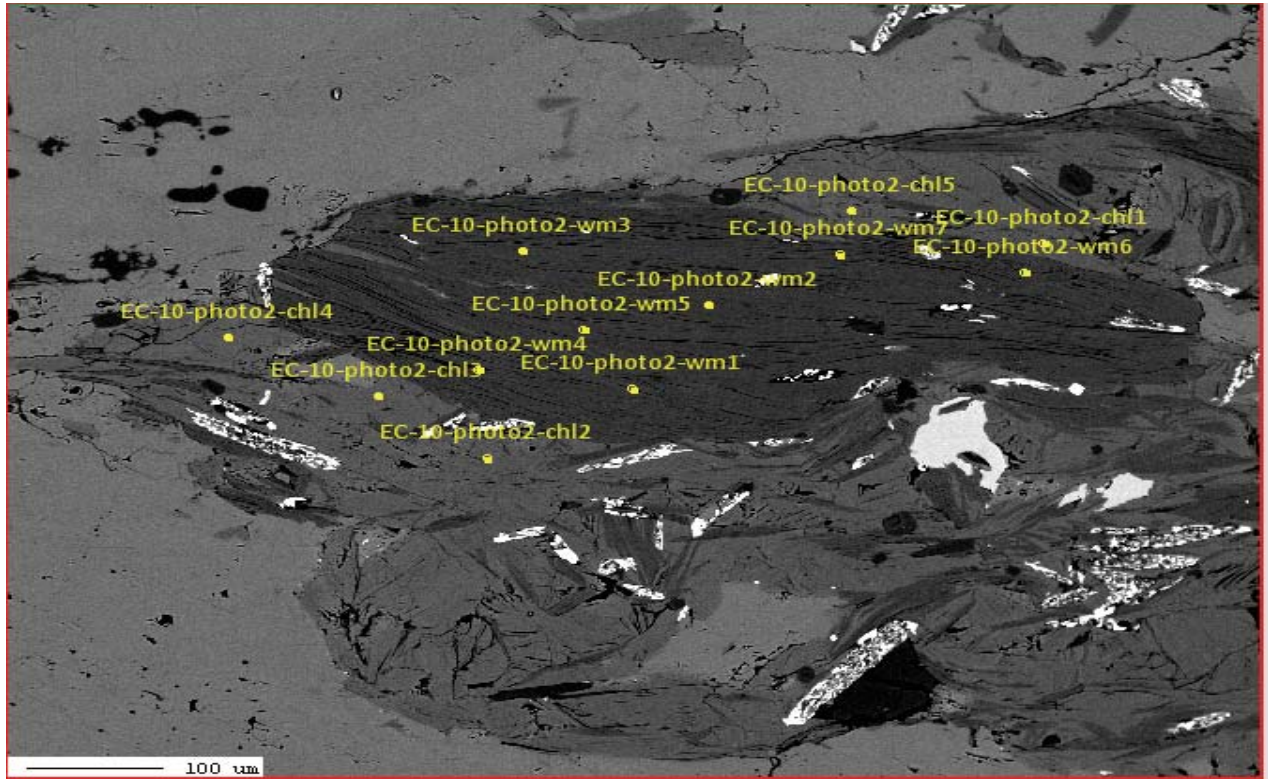

Project : Micas
Image : image019
Date : 2012/02/29 17:26:57
Acc. : 15 kV
Signal Type : COMPO

Name	Type	Pos.	Comment
_0046	QNT	164	EC-10-photo2-wm3
_0046	QNT	165	EC-10-photo2-wm4
_0046	QNT	166	EC-10-photo2-wm5
_0046	QNT	167	EC-10-photo2-wm6
_0046	QNT	168	EC-10-photo2-chl1
_0046	QNT	169	EC-10-photo2-chl2
_0046	QNT	170	EC-10-photo2-chl3
_0046	QNT	171	EC-10-photo2-chl4
_0046	QNT	172	EC-10-photo2-wm7
_0046	QNT	173	EC-10-photo2-chl5

Delete | Reset Position | Open Data

Clear | Marker Label : Comment

Marker Style



Project : Micas
Image : image018
Date : 2012/02/29 17:18:28
Acc. : 15 kV
Signal Type : COMPO

Name	Type	Pos.	Comment
_0046	QNT	152	EC-10-photo1-wm2
_0046	QNT	153	EC-10-photo1-wm3
_0046	QNT	154	EC-10-photo1-wm4
_0046	QNT	155	EC-10-photo1-wm5
_0046	QNT	156	EC-10-photo1-wm6
_0046	QNT	157	EC-10-photo1-chl1
_0046	QNT	158	EC-10-photo1-chl2
_0046	QNT	159	EC-10-photo1-chl3
_0046	QNT	160	EC-10-photo1-chl4
_0046	QNT	161	EC-10-photo1-chl5

Delete | Reset Position | Open Data

Clear | Marker Label : Comment

Marker Style



Project : Micas
Image : image010
Date : 2012/02/29 15:48:04
Acc. : 15 kV
Signal Type : COMPO

Name	Type	Pos.	Comment
s_0046	QNT	90	EC-9-photo5-wm1
s_0046	QNT	91	EC-9-photo5-wm2
s_0046	QNT	92	EC-9-photo5-wm3
s_0046	QNT	93	EC-9-photo5-wm4
s_0046	QNT	94	EC-9-photo5-wm5
s_0046	QNT	95	EC-9-photo5-chl1

Delete | Reset Position | Open Data

Clear | Marker Label : Comment

Marker Style

Color | Highlight

Font | Calibri, 11.25pt



Project : Micas
Image : image009
Date : 2012/02/29 15:39:37
Acc. : 15 kV
Signal Type : COMPO

Data Name	Type	Pos.	Comment
Micas_0046	QNT	81	EC-9-photo4-wm1
Micas_0046	QNT	82	EC-9-photo4-wm2
Micas_0046	QNT	83	EC-9-photo4-wm3
Micas_0046	QNT	84	EC-9-photo4-wm4
Micas_0046	QNT	85	EC-9-photo4-wm5
Micas_0046	QNT	86	EC-9-photo4-wm6
Micas_0046	QNT	87	EC-9-photo4-chl1
Micas_0046	QNT	88	EC-9-photo4-chl2
Micas_0046	QNT	89	EC-9-photo4-chl3

Delete | Reset Position | Open Data

Clear | Marker Label : Comment

Marker Style



Project : Micas
Image : image008
Date : 2012/02/29 15:28:36
Acc. : 15 kV
Signal Type : COMPO

Name	Type	Pos.	Comment
s_0046	QNT	69	EC-9-photo3-wm1
s_0046	QNT	70	EC-9-photo3-wm2
s_0046	QNT	71	EC-9-photo3-wm3
s_0046	QNT	72	EC-9-photo3-wm4
s_0046	QNT	73	EC-9-photo3-wm5
s_0046	QNT	74	EC-9-photo3-wm6
s_0046	QNT	75	EC-9-photo3-wm7
s_0046	QNT	76	EC-9-photo3-chl1
s_0046	QNT	77	EC-9-photo3-chl2
s_0046	QNT	78	EC-9-photo3-chl3

Delete | Reset Position | Open Data

Clear | Marker Label : Comment

Marker Style



Project : Micas
Image : image007
Date : 2012/02/29 15:00:15
Acc. : 15 kV
Signal Type : COMPO

Name	Type	Pos.	Comment
s_0046	QNT	59	EC-9-photo2-wm3
s_0046	QNT	60	EC-9-photo2-wm4
s_0046	QNT	61	EC-9-photo2-wm5
s_0046	QNT	62	EC-9-photo2-chl1
s_0046	QNT	63	EC-9-photo2-chl2
s_0046	QNT	64	EC-9-photo2-wm6

Delete | Reset Position | Open Data

Clear | Marker Label : Comment

Marker Style

Color | Highlight

Font | Calibri, 12pt

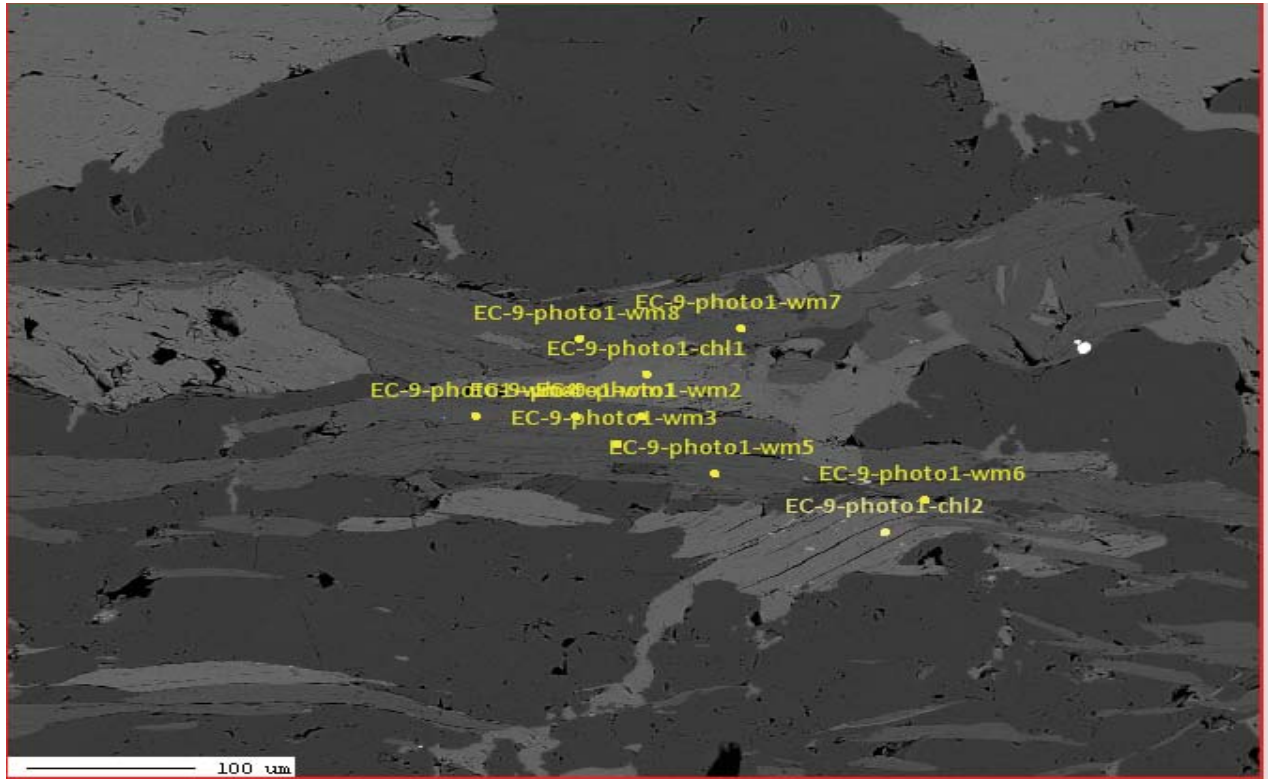

Project : Micas
Image : image006
Date : 2012/02/29 14:43:33
Acc. : 15 kV
Signal Type : COMPO

Name	Type	Pos.	Comment
s_0046	QNT	47	EC-9-photo1-wm1
s_0046	QNT	48	EC-9-photo1-wm2
s_0046	QNT	49	EC-9-photo1-wm3
s_0046	QNT	50	EC-9-photo1-wm4
s_0046	QNT	51	EC-9-photo1-wm5
s_0046	QNT	52	EC-9-photo1-wm6

Delete | Reset Position | Open Data

Clear | Marker Label : Comment

Marker Style

Color | Highlight

Font | Calibri, 11.25pt

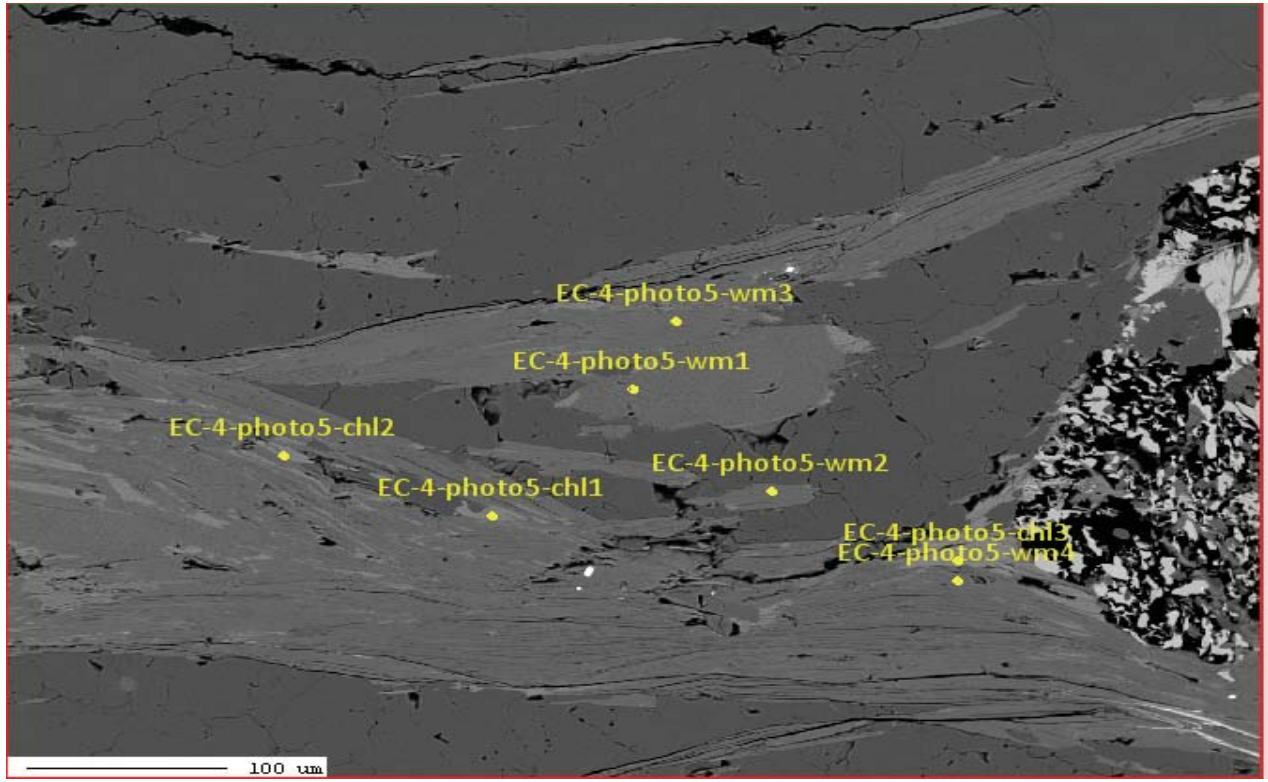

Project : Micas
Image : image005
Date : 2012/02/29 14:22:50
Acc. : 15 kV
Signal Type : COMPO

Data Name	Type	Pos.	Comment
Micas_0046	QNT	40	EC-4-photo5-wm1
Micas_0046	QNT	41	EC-4-photo5-wm2
Micas_0046	QNT	42	EC-4-photo5-wm3
Micas_0046	QNT	43	EC-4-photo5-chl1
Micas_0046	QNT	44	EC-4-photo5-chl2
Micas_0046	QNT	45	EC-4-photo5-chl3
Micas_0046	QNT	46	EC-4-photo5-wm4

Delete | Reset Position | Open Data

Clear | Marker Label : Comment

Marker Style



Project : Micas
Image : image004
Date : 2012/02/29 13:45:44
Acc. : 15 kV
Signal Type : COMPO

Name	Type	Pos.	Comment
s_0046	QNT	30	EC-4-photo4-wm1
s_0046	QNT	31	EC-4-photo4-wm2
s_0046	QNT	32	EC-4-photo4-wm3
s_0046	QNT	33	EC-4-photo4-wm4
s_0046	QNT	34	EC-4-photo4-wm5
s_0046	QNT	35	EC-4-photo4-wm6

Delete | Reset Position | Open Data

Clear | Marker Label : Comment

Marker Style

Color | Highlight

Font | Calibri, 12pt

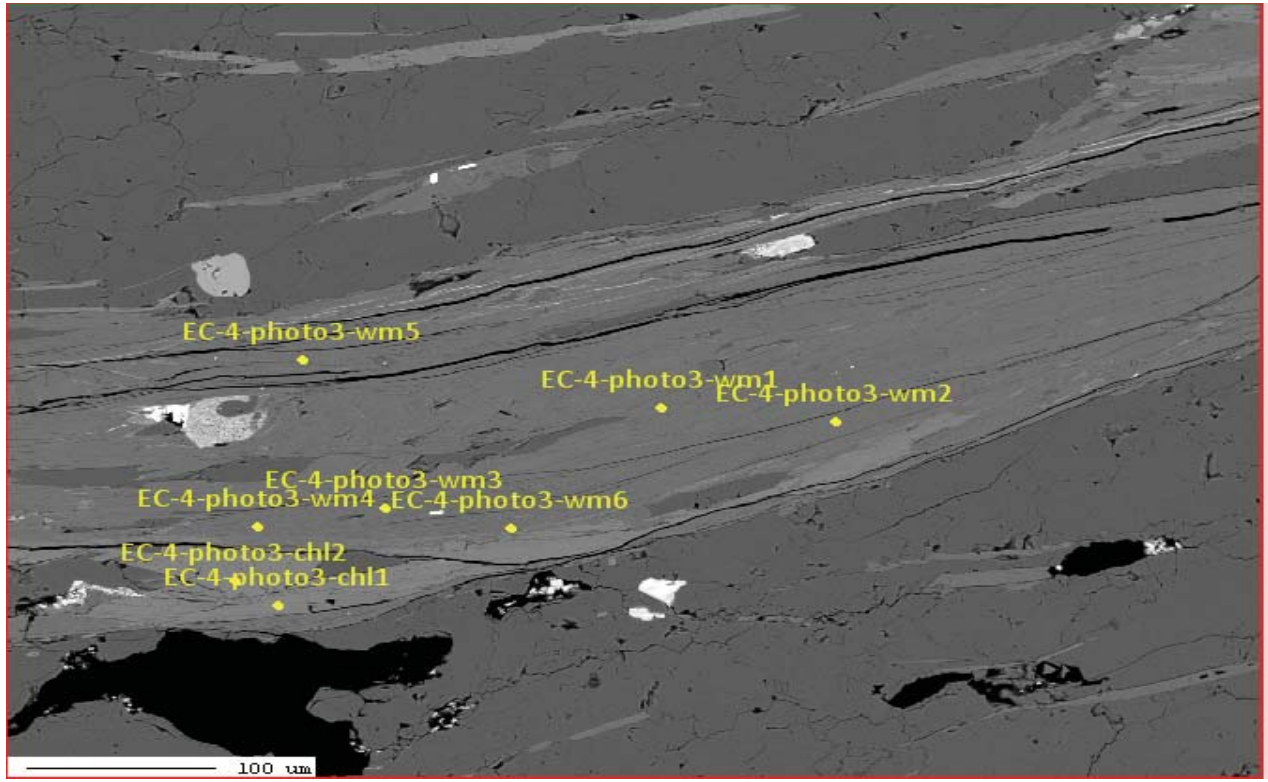

Project : Micas
Image : image003
Date : 2012/02/29 13:33:28
Acc. : 15 kV
Signal Type : COMPO

Name	Type	Pos.	Comment
s_0046	QNT	21	EC-4-photo3-wm1
s_0046	QNT	22	EC-4-photo3-wm2
s_0046	QNT	23	EC-4-photo3-wm3
s_0046	QNT	24	EC-4-photo3-wm4
s_0046	QNT	25	EC-4-photo3-wm5
s_0046	QNT	26	EC-4-photo3-wm6

Delete | Reset Position | Open Data

Clear | Marker Label : Comment

Marker Style

Color | Highlight

Font | Calibri, 12.75pt



Project : Micas
Image : image002
Date : 2012/02/29 13:20:26
Acc. : 15 kV
Signal Type : COMPO

No.	Data Name	Type	Pos.	Comment
1	Micas_0046	QNT	15	EC-4-photo
2	Micas_0046	QNT	16	EC-4-photo
3	Micas_0046	QNT	17	EC-4-photo
4	Micas_0046	QNT	18	EC-4-photo
5	Micas_0046	QNT	19	EC-4-photo
6	Micas_0046	QNT	20	EC-4-photo

Delete | Reset Position | Open Data

Clear | Marker Label : Comment

Marker Style



Figure DR2
Cossette et al.
WDS chemical maps of white mica for Al, Fe and Mg of samples EC-4, 9, 10, 13. Warm colors are higher elemental concentrations, and cooler colors are lower elemental concentrations.



Figure DR3
Cossette et al.
Photos of rock slabs showing the spots of laser ablation for white mica 40Ar/39Ar dating. EC-4, EC-9 and EC-10 are numbered as they appear in Table 5, with their spot ages also labeled.



Figure DR3
Cossette et al.
Photos of rock slabs showing the spots of laser ablation for white mica 40Ar/39Ar dating. EC-4, EC-9 and EC-10 are numbered as they appear in Table 5, with their spot ages also labeled.

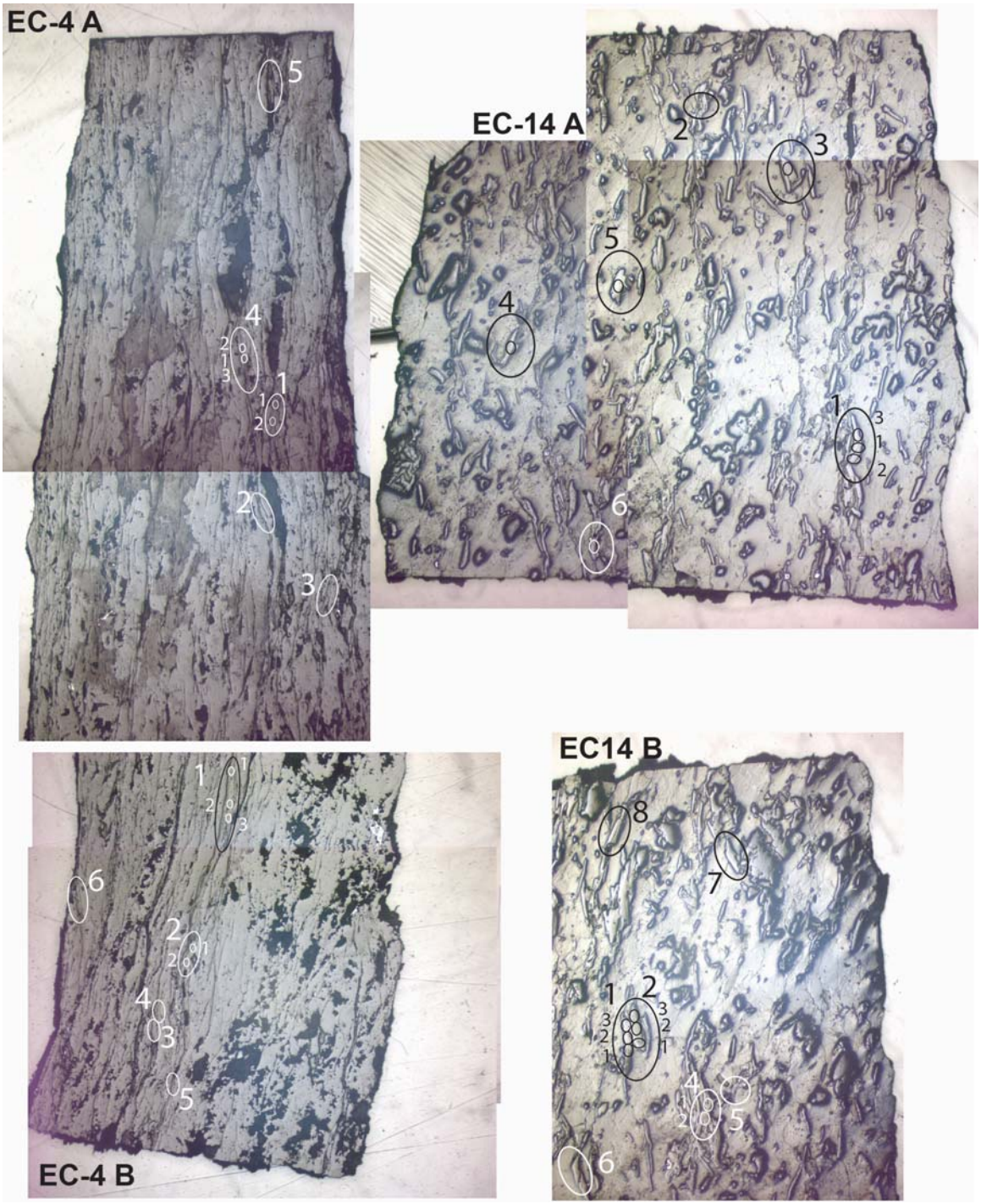

Figure DR3
Cossette et al.
Photos of rock slabs showing the spots of laser ablation for white mica 40Ar/39Ar dating. EC-4 A, B and EC-14 A, B are listed with the same labels in Table 5.

EC-4

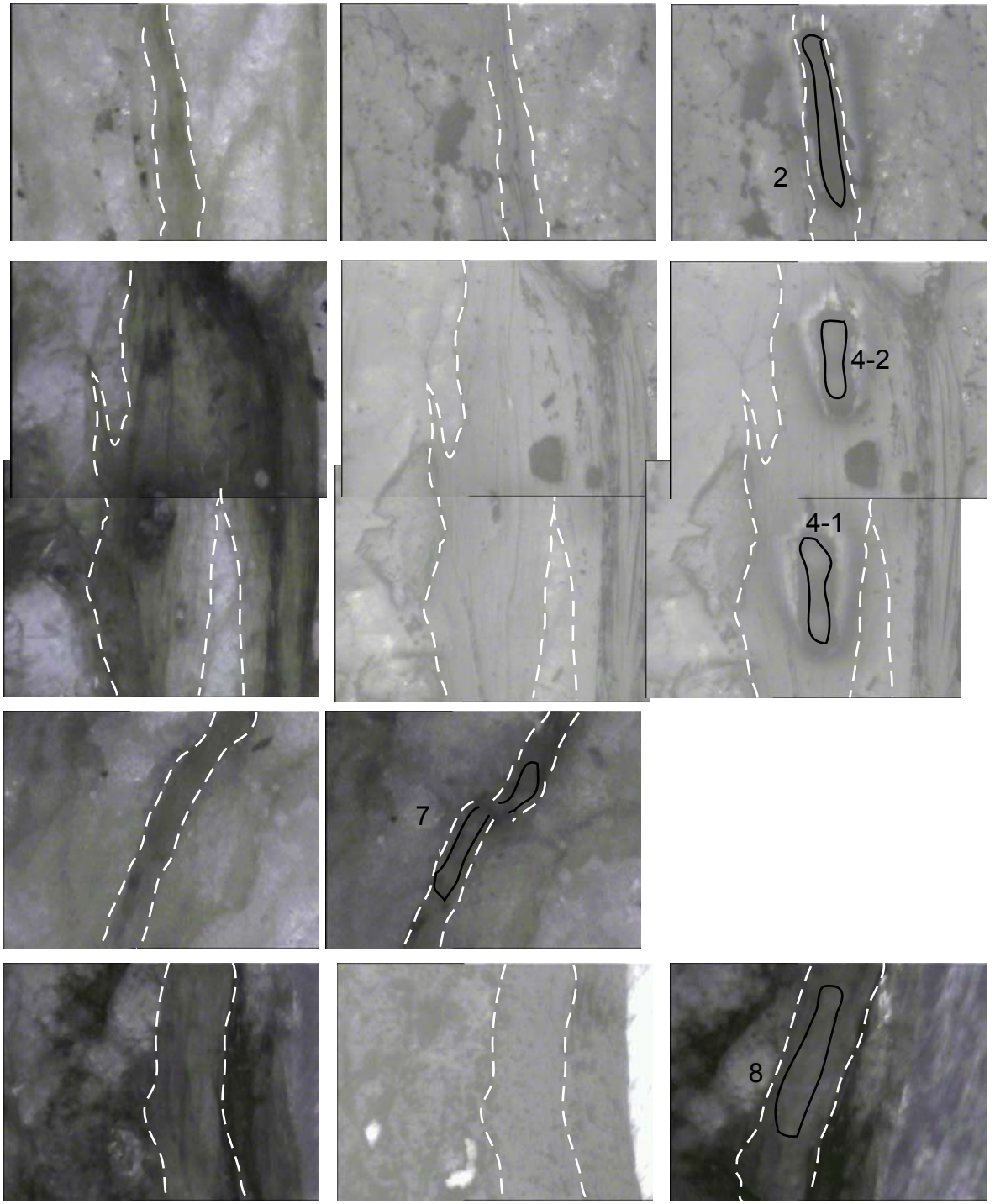

Figure DR4
Cossette et al.
Images showing the spots of laser ablation for white mica 40Ar/39Ar dating.
Numbers for EC-4 are as they appear in Table 5.

EC-9



Figure DR4
Cossette et al.
Images showing the spots of laser ablation for white mica 40Ar/39Ar dating.
Numbers for EC-9 are as they appear in Table 5.

EC-10

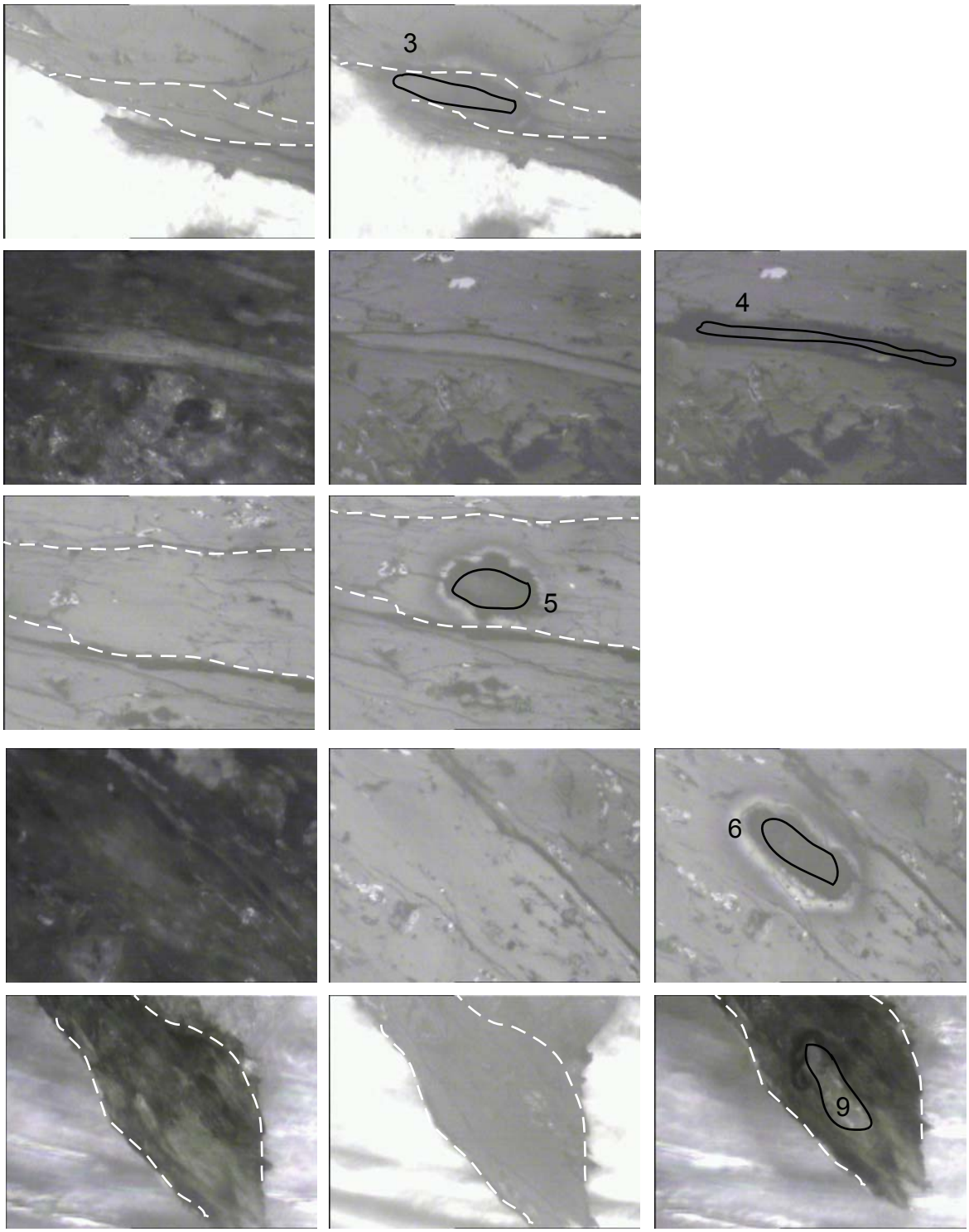

80 µm

Figure DR4
Cossette et al.
Images showing the spots of laser ablation for white mica 40Ar/39Ar dating.
Numbers for EC-10 are as they appear in Table 5.

EC-14

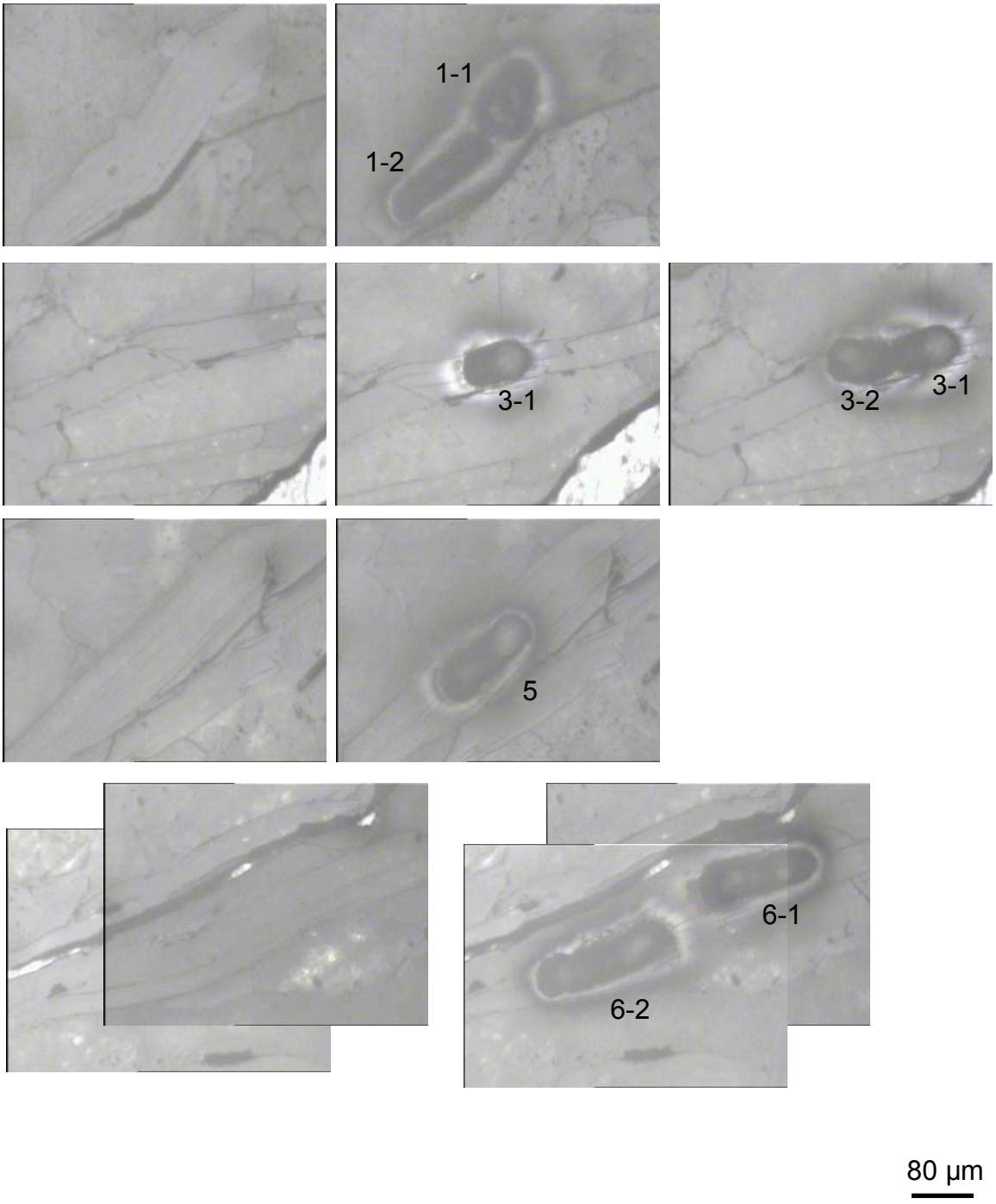

Figure DR4
Cossette et al.
Images showing the spots of laser ablation for white mica 40Ar/39Ar dating.
Numbers for EC-14 are as they appear in Table 5.

EC-16

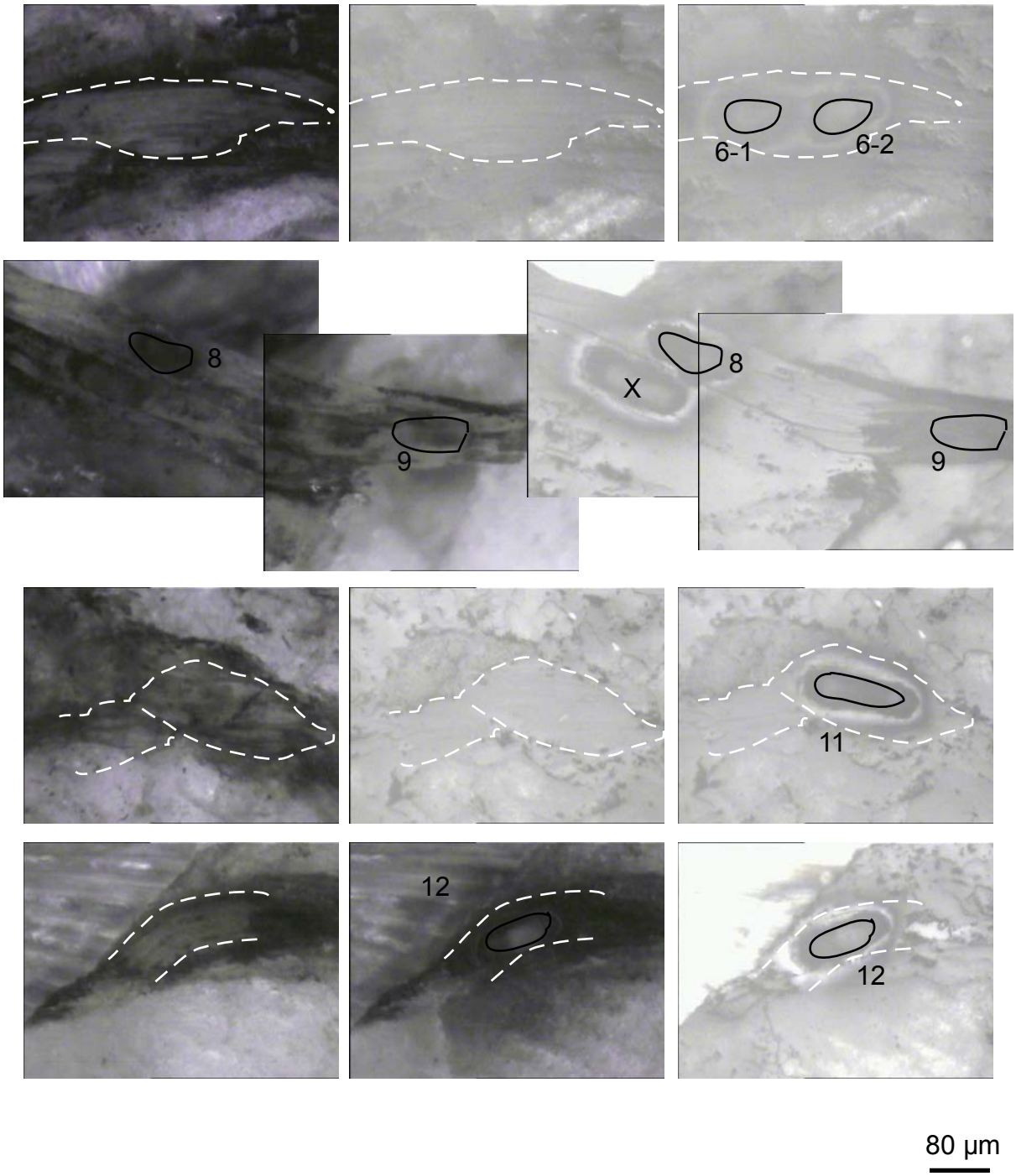

Figure DR4
Cossette et al.
Images showing the spots of laser ablation for white mica 40Ar/39Ar dating.
Numbers for EC-16 are as they appear in Table 5.

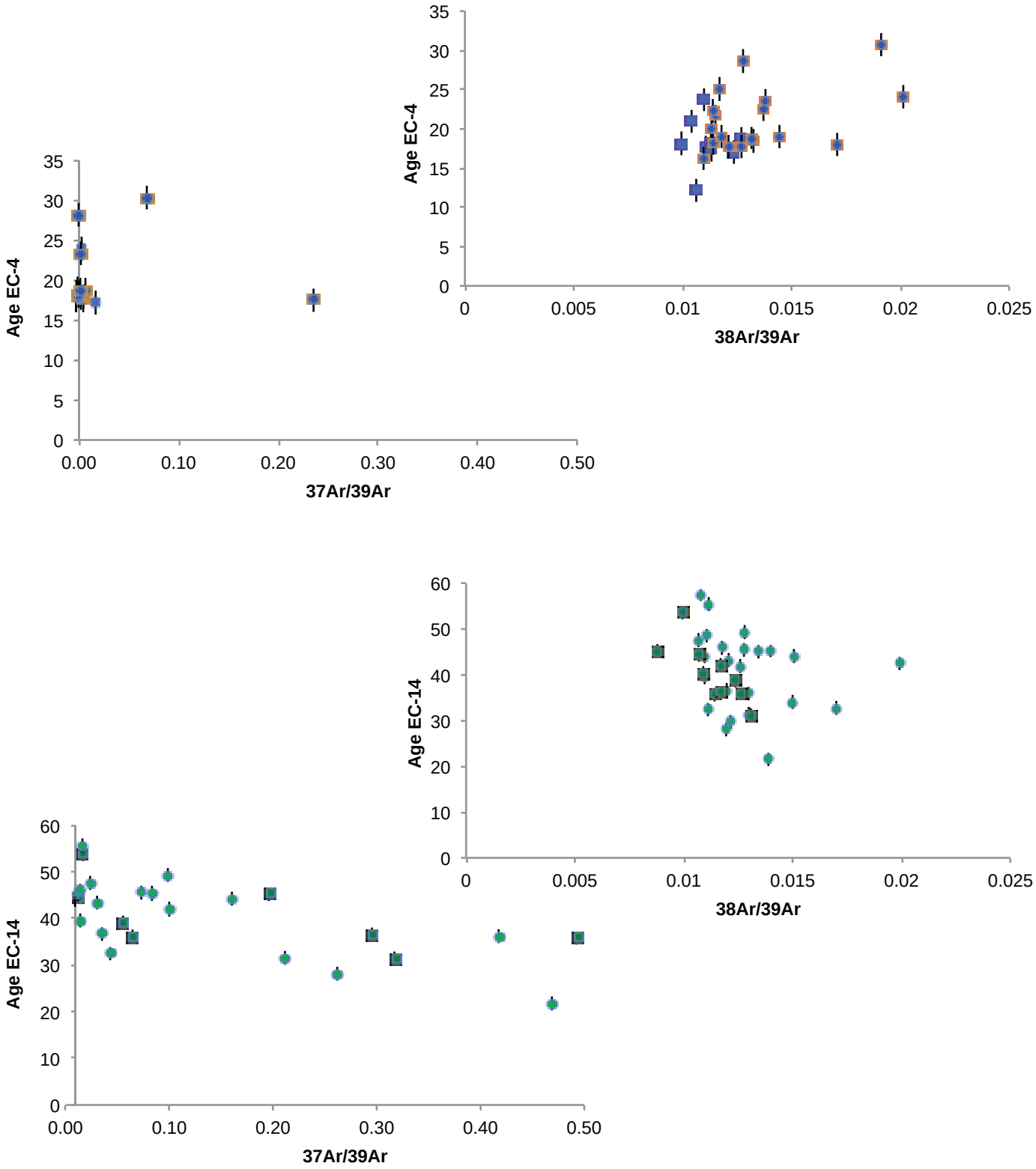

Figure DR5.
Cossette et al.
Age (Ma) vs 37Ar/39Ar and vs 38Ar/39Ar graphs. EC-4 is from Kea, and the blue-orange symbols are from laser spot analyses and blue squares are from raster analyses. EC-14 is from Serifos, and lighter circles are data from laser spot analyses and darker squares are from raster analyses.

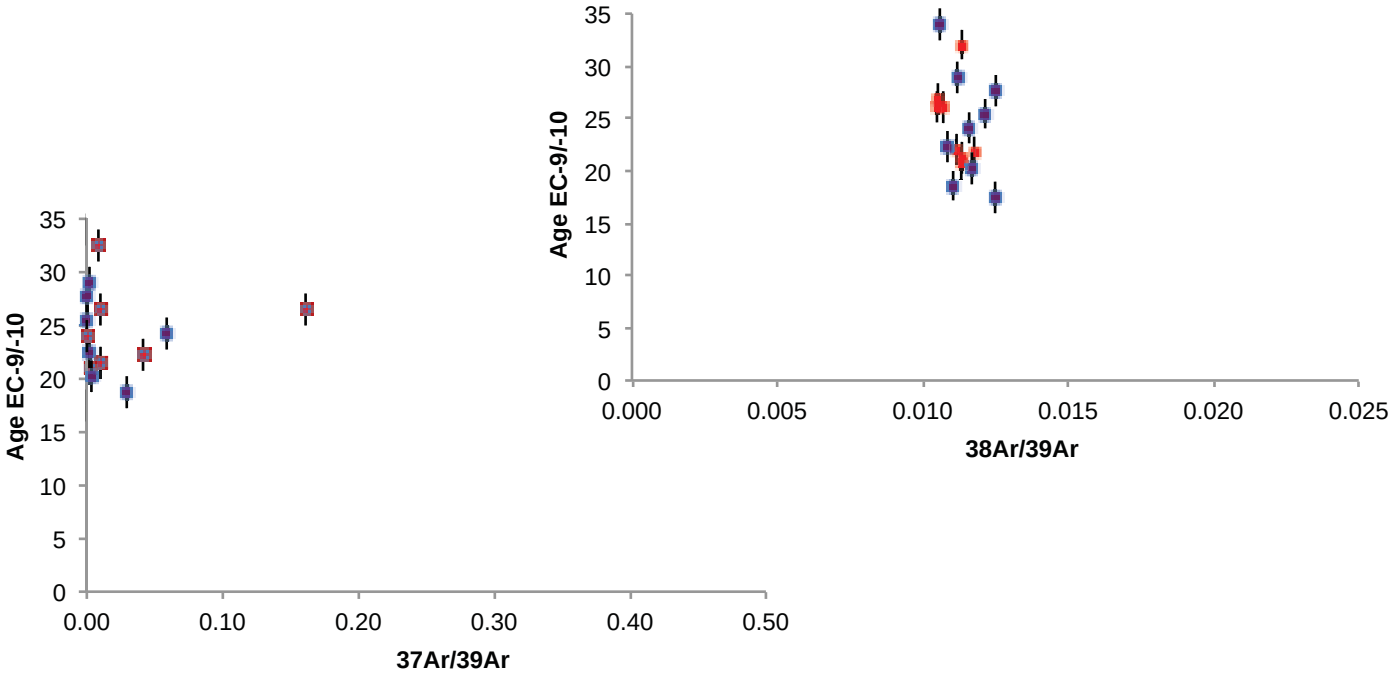

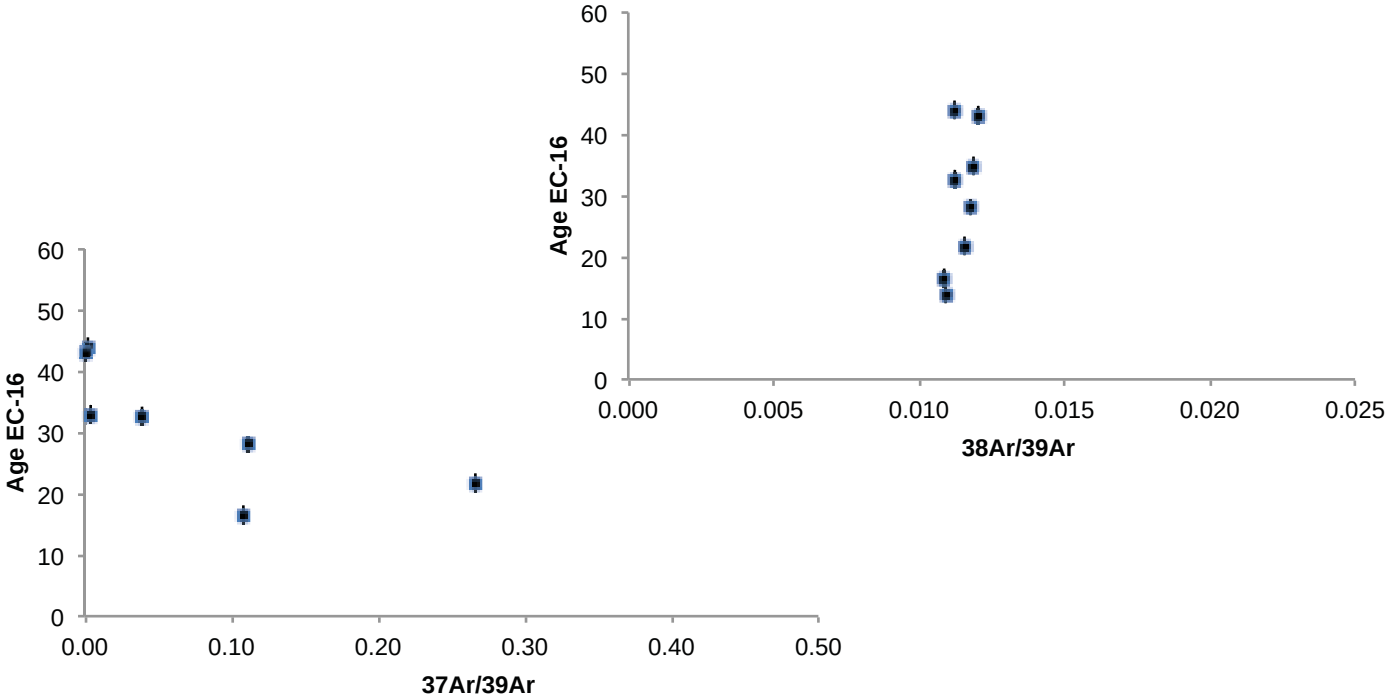

Figure DR5.
Cossette et al.
Age (Ma) vs 37Ar/39Ar and vs 38Ar/39Ar graphs. In the top set of graphs, EC-9 is blue and EC-10 is red; both from Kea. EC-16 is from Serifos.