TABLE 1. APATITE FISSION TRACK APATITE ANALYTICAL DATA FOR SAMPLES FROM EAST GREENLAND.

Locality	Estimated stratigraphic age (Ma)	Number of crystals	Dosimeter ρd	Dosimeter Nd	Spontaneous ρd	Spontaneous Nd	Induced ρd	Induced Nd	Age dispersion χ^2	Age dispersion %	**Age (Ma) ± 1σ**	Old age component (Ma)	Mean track length (μm)	Length S.D.
Singertat complex 319983		20	1.298	8995	0.439	784	0.426	766	90	0.0	**221 ± 11**		13.10 ± 0.15 (100)	1.48
918D-55R to -58R	22-23	30	1.298	8995	1.320	973	1.943	1433	<1	49.3	**179 ± 19**	(227 ± 17)	12.78 ± 0.18 (80)	1.57
918D-63R to -66R	24-27	36	1.298	8995	1.248	2005	1.208	1941	<1	33.5	**231 ± 16**	(248 ± 13)	12.70 ± 0.17 (100)	1.67
918D-68R to -72R	24-28	19	1.298	8995	1.231	800	1.443	938	<1	40.2	**187 ± 20**	231 ± 13	12.97 ± 0.22 (75)	1.90
918D-74R to -80R	27-30	43	1.298	8995	0.624	1195	0.750	1435	<1	32.3	**184 ± 12**	199 ± 10	12.82 ± 0.15 (100)	1.51
918D-83R to -86R	28-31	18	1.298	8995	0.903	855	0.993	940	<1	37.1	**188 ± 20**	221 ± 13	12.66 ± 0.20 (76)	1.71
914B-12R to -15R	30-31	50	1.298	8995	1.097	2161	1.300	2561	<1	46.1	**182 ± 14**	229 ± 10	13.1 ± 0.15 (100)	1.46
914B-17R	32-33	41	1.298	8995	0.685	1178	0.801	1377	<1	46.7	**174 ± 16**	222 ± 11	12.51 ± 0.23 (84)	2.12
915A-18R to -22R	40-42	9	1.298	8995	0.523	185	0.772	273	<1	46.2	**150 ± 28**	too few data	13.44 ± 0.46 (14)	1.67

Notes: (i) Track densities are ($\times 10^6$ tr cm^{-2}) numbers of tracks counted (N) in brackets; (ii) analyses by external detector method using 0.5 for the $4\pi/2\pi$ geometry; (iii) ages calculated by using dosimeter glass CN-5 (apatite); analyst Carter ζ_{CN5} =339 ± 5 calibrated by multiple analyses of IUGS apatite age standards (see Hurford, 1990); (iv) $P\chi^2$ is probability for obtaining χ^2 value for v degrees of freedom, where v = no. crystals - 1; (v) Central age is a modal age, weighted for different precisions of individual crystals (see Galbraith, 1990);* extraction of principal age components using the method of Sambridge and Compston (1994). Central ages then recalculated with the minor Tertiary grains removed.

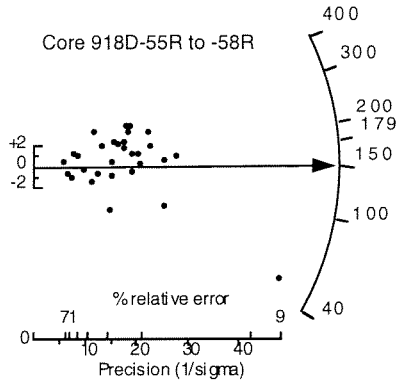

Central age: 179 ±19 Ma
$P(X^2)$: 0.000%
Relative Error: 49%
# of Xtals: 30

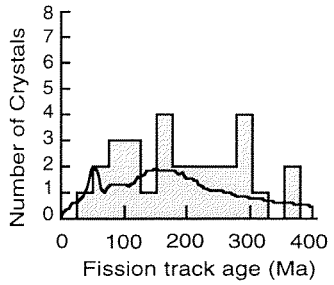

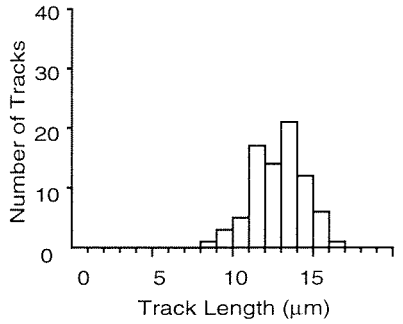

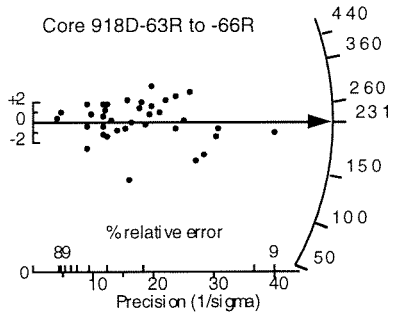

Central age: 231 ±16 Ma
$P(X^2)$: 0.000%
Relative Error: 33%
# of Xtals: 36

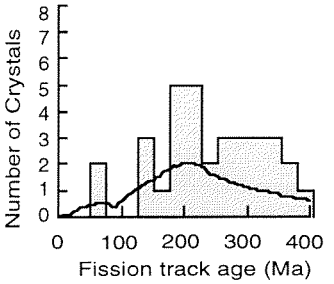

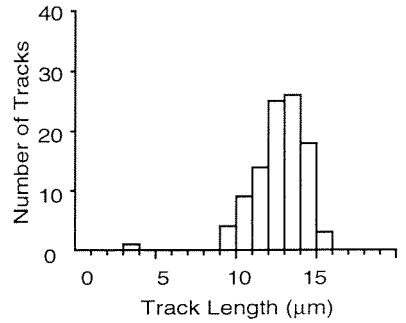

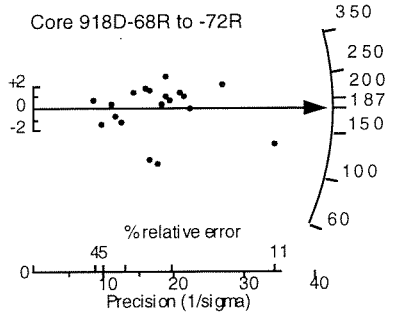

Central age: 187 ±20 Ma
$P(X^2)$: 0.000%
Relative Error: 40%
# of Xtals: 19

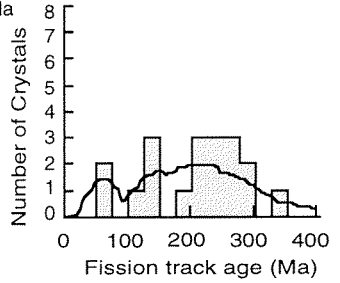

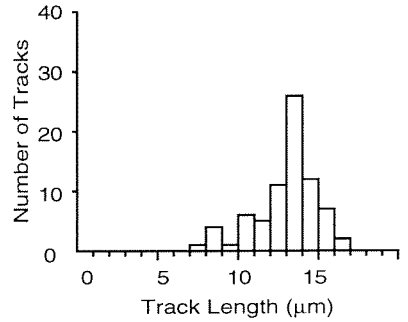

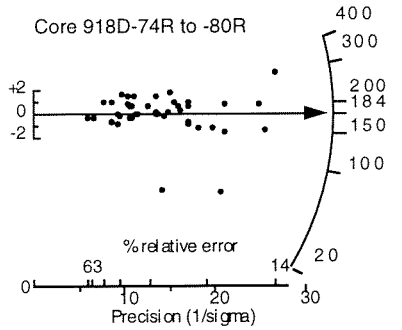

Central age: 184 ±12 Ma
$P(X^2)$: 0.000%
Relative Error: 32%
# of Xtals: 43

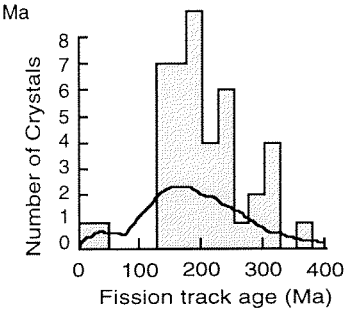

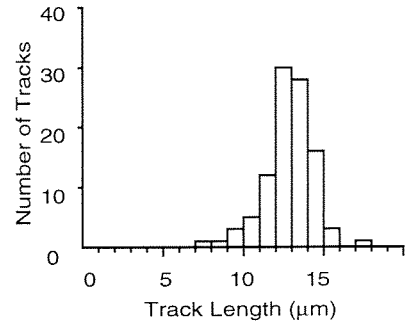

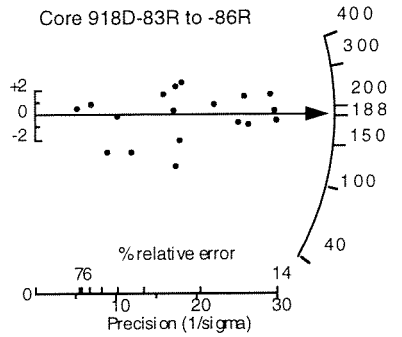

Central age: 188 ± 20 Ma
$P(X^2)$: 0.000%
Relative Error: 37%
# of Xtals: 18

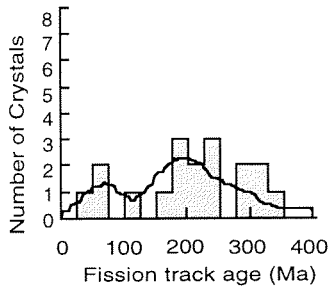

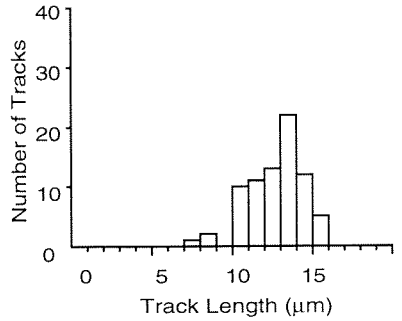

Core 914A-12R to -15R

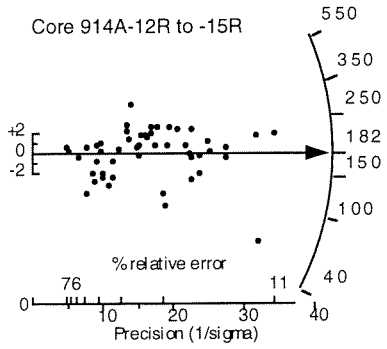

Central age: 182 ± 14 Ma
$P(X^2)$: 0.000%
Relative Error: 46%
# of Xtals: 50

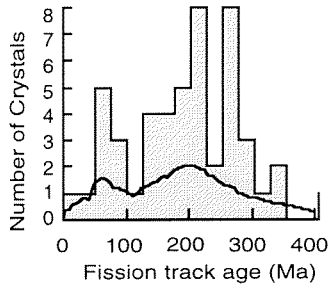

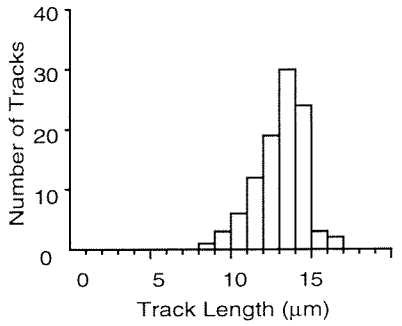

Core 914A-17R

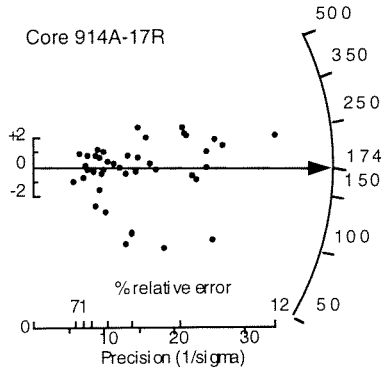

Central age: 174 ± 16 Ma
$P(X^2)$: 0.000%
Relative Error: 47%
# of Xtals: 41

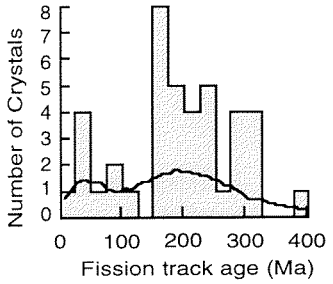

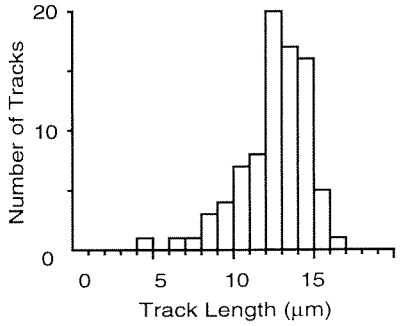

Cores 915A-18R to -22R

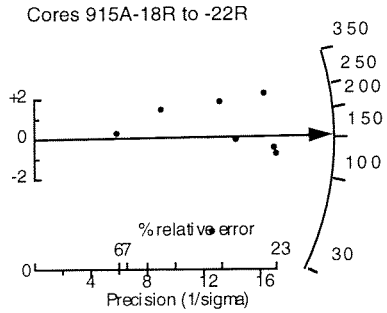

Central age: 150 ± 28 Ma
$P(X^2)$: 0.036%
Relative Error: 46%
# of Xtals: 9

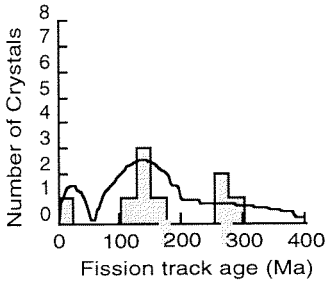

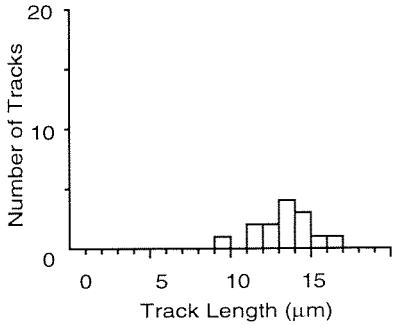

Singertat Complex

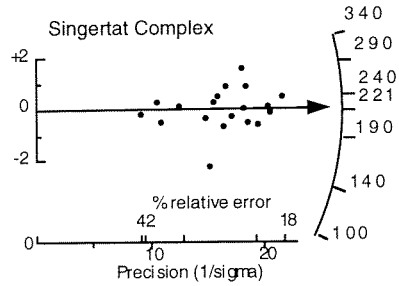
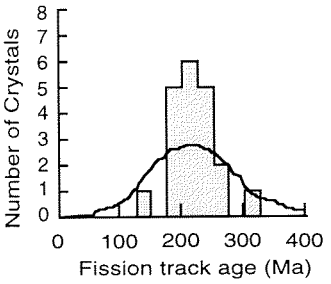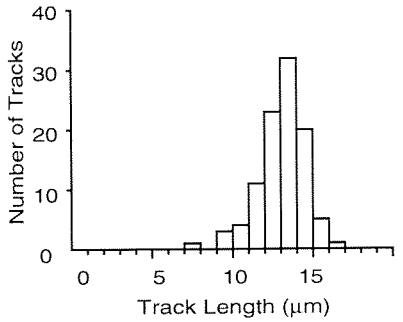
Central age: 221 ±11 Ma
$P(X^2)$: 0.000%
Relative Error: 90%
# of Xtals: 20